

# Why the US dollar may not be as overvalued as you think

November 2019

## IN BRIEF

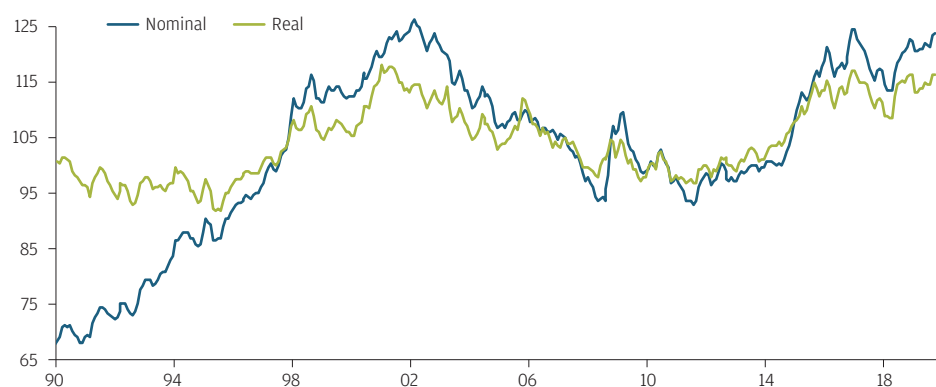
- With the real value of the US dollar close to its strongest level in the last 50 years, many strategists are expecting the currency to suffer a relatively significant fall in value at some stage in the next few years.
- However, we believe the US dollar is currently experiencing a rare structural change in valuation level that means it may be far less overvalued than is widely believed.
- A steep rise in US energy exports, boosted by gas production from fracking, is supporting the US current account balance and lifting the dollar, even as non-energy trade deteriorates similar to in other cycles.
- With the full significance of US energy exports still looking underappreciated from a macroeconomic and geopolitical perspective, and with the development of new energy infrastructure expected to further boost export capacity, any fall in the dollar does not look like it will be due to valuation reasons.

## Tracking the dollar's rise

The US dollar has been strong in recent years against major peers, such as the euro and renminbi. The dollar has also been strong on broader measures, including the trade-weighted exchange rate. After adjusting for differences in inflation rates, the real value of the dollar is close to the strongest it has been during the near 50-year modern history of floating exchange rates.

The stability of real exchange rates over long time periods is one of the most widely accepted features of currency markets. Hence, there is a broadly accepted view among currency strategists that an apparently expensive US dollar must fall in value reasonably significantly at some point in the next few years.

### US DOLLAR EFFECTIVE EXCHANGE RATES



Source: Bloomberg, J.P. Morgan Asset Management; data as of 30 September 2019.

We agree with the broad premise of stable real exchange rates, which is a factor we use in our quantitative currency models. However, we don't believe it is an infallible rule. Our model's success is based on real exchange rates being stable, on average, across a range of currencies and over long periods of time. However, the model is also designed to be robust to occasional dislocations in particular currencies.

### Current account stability

When we assess currency valuation, we look to confirm the results from the type of purchasing power parity analysis described above by cross checking against balance of payments dynamics.

If a currency is expensive we would expect the current account to slowly deteriorate, usually through a worsening goods trade balance as cheaper imports gain market share and exporters struggle with an uncompetitive exchange rate.

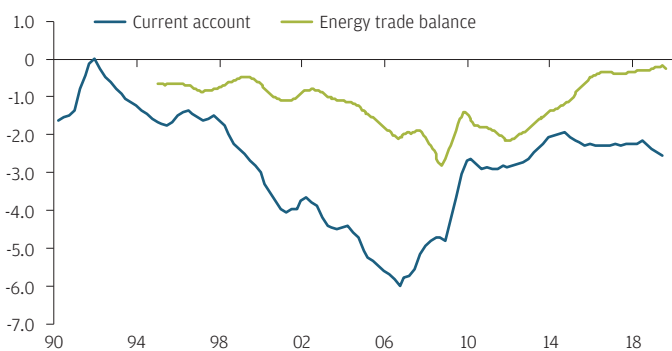
It is striking that the US has experienced almost no deterioration in its current account balance despite the appreciation of the US dollar since 2011, in stark contrast to the early 2000s when the dollar did appear overvalued using this framework.

The stability in the US current account masks a deterioration in the non-energy trade balance that is broadly similar to prior cycles, but matched by an offsetting improvement in the energy trade balance. It is this resurrection of the US energy sector—boosted by fracking technology and the accompanying investment—that we believe is behind the structural change in the dollar's valuation.

### Energy production boost

While the growth of US energy production is well known, we feel the significance is still under-appreciated from a macroeconomic and geopolitical perspective. Shale oil production has passed peak growth rates but is not forecast to

US CURRENT ACCOUNT AND ENERGY TRADE BALANCE (% GDP)



Source: Bloomberg. J.P. Morgan Asset Management; data as of 30 August 2019.

plateau until 2025, while infrastructure bottlenecks continue to get resolved as pipelines and other long lead-time projects reach completion in coming years.

Perhaps the most interesting of these projects for the dollar is the expansion of gas export facilities begun nearly a decade ago. With five of the six trains at the vast Sabine Pass complex now operational US energy exports to Europe are growing rapidly, as American gas is competitively priced compared to traditional supplies from Russia and Norway despite the higher transportation and liquefaction costs.

The beneficial effect for the dollar is amplified in an economy that has the ability to fund the required investment domestically and where other major export categories, such as services and technology, have little sensitivity to exchange rates, reducing the risk of Dutch disease.

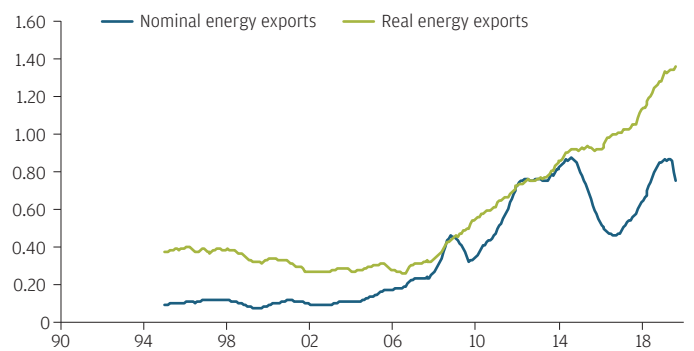
### US outperformance to continue?

We accept it is difficult to quantify exactly how much energy independence has boosted the dollar, given the fundamental equilibrium models that determine currency levels based on current account positions are notoriously unreliable and very sensitive to arbitrary assumptions. But our best estimate is that this structural change may add around another five to ten percentage points to the dollar's valuation, which is broadly consistent with the level of overvaluation that is being suggested by purchasing power parity frameworks at present.

On a forward looking basis, we therefore believe the dollar does not need to fall for valuation reasons. With the expansion of export infrastructure for US natural gas continuing over the next couple of years and prices in the US remaining well below those in Europe and Asia, a further improvement in energy balances is likely.

There are, of course, various cyclical and geopolitical risks that the dollar must navigate, but we do not expect the currency alone to curtail US outperformance.

US ENERGY EXPORTS (% GDP)



Source: Bloomberg. J.P. Morgan Asset Management; data as of 30 August 2019.

## PORTFOLIO INSIGHTS

**Currency Management**

Since our first segregated currency overlay mandate funded in 1989, J.P. Morgan Currency Group has grown to manage a total of USD 330 billion (as of 31 May 2019) in bespoke currency strategies. Our clients include governments, pension funds, insurance clients and fund providers. Based in London, the team consists of 20 people dedicated exclusively to currency management with an average of over 15 years of investment experience.

We offer a range of hedging solutions for managing currency risk as well as a tailored optimal hedge ratio analysis:

- Passive currency hedging serves to reduce the currency volatility from underlying international assets. It is a simple, low cost solution designed to achieve the correct balance between minimising tracking error, effectively controlling transaction costs and efficiently managing cash flows.
- Dynamic “intelligent” currency hedging aims to reduce currency volatility from the underlying international assets and add long-term value over the strategic benchmark. A proprietary valuation framework is used to assess whether a currency looks cheap or expensive relative to the base currency and the hedging strategy is adjusted accordingly.
- Active “alpha” currency overlay offers passive currency hedging, if required, combined with an active investment process to deliver excess returns relative to the currency benchmark. Our approach is to build a global currency portfolio combining the output of fundamental models and incorporating the qualitative views of our strategy team.

**NOT FOR RETAIL DISTRIBUTION.**

This communication has been prepared exclusively for institutional, wholesale, professional clients and qualified investors only, as defined by local laws and regulations.

The views contained herein are not to be taken as advice or a recommendation to buy or sell any investment in any jurisdiction, nor is it a commitment from J.P. Morgan Asset Management or any of its subsidiaries to participate in any of the transactions mentioned herein. Any forecasts, figures, opinions or investment techniques and strategies set out are for information purposes only, based on certain assumptions and current market conditions and are subject to change without prior notice. All information presented herein is considered to be accurate at the time of production. This material does not contain sufficient information to support an investment decision and it should not be relied upon by you in evaluating the merits of investing in any securities or products. In addition, users should make an independent assessment of the legal, regulatory, tax, credit and accounting implications and determine, together with their own professional advisers, if any investment mentioned herein is believed to be suitable to their personal goals. Investors should ensure that they obtain all available relevant information before making any investment. It should be noted that investment involves risks, the value of investments and the income from them may fluctuate in accordance with market conditions and taxation agreements and investors may not get back the full amount invested. Both past performance and yield are not a reliable indicator of current and future results. J.P. Morgan Asset Management is the brand for the asset management business of JPMorgan Chase & Co. and its affiliates worldwide. To the extent permitted by applicable law, we may record telephone calls and monitor electronic communications to comply with our legal and regulatory obligations and internal policies. Personal data will be collected, stored and processed by J.P. Morgan Asset Management in accordance with our Company's Privacy Policy ([www.jpmorgan.com/global/privacy](http://www.jpmorgan.com/global/privacy)). For further information regarding our local privacy policies, please follow the respective links: Australia (<https://www.jpmorganam.com.au/wps/portal/auec/PrivacyPolicy>), EMEA ([www.jpmorgan.com/emea-privacy-policy](http://www.jpmorgan.com/emea-privacy-policy)), Hong Kong ([www.jpmorganam.com.hk/jpm/am/en/privacy-statement](http://www.jpmorganam.com.hk/jpm/am/en/privacy-statement)), Japan ([www.jpmorganasset.co.jp/wps/portal/Policy/Privacy](http://www.jpmorganasset.co.jp/wps/portal/Policy/Privacy)), Singapore (<http://www.jpmorganam.com.sg/privacy>) and Taiwan (<https://www.jpmorgan.com/country/GB/en/privacy/taiwan>).

This communication is issued by the following entities: in the United Kingdom by JPMorgan Asset Management (UK) Limited, which is authorized and regulated by the Financial Conduct Authority; in other European jurisdictions by JPMorgan Asset Management (Europe) S.à r.l.; in Hong Kong by JPMorgan Asset Management (Asia Pacific) Limited, or JPMorgan Funds (Asia) Limited, or JPMorgan Asset Management Real Assets (Asia) Limited; in Singapore by JPMorgan Asset Management (Singapore) Limited (Co. Reg. No. 197601586K), or JPMorgan Asset Management Real Assets (Singapore) Pte Ltd (Co. Reg. No. 201120355E); in Taiwan by JPMorgan Asset Management (Taiwan) Limited; in Japan by JPMorgan Asset Management (Japan) Limited which is a member of the Investment Trusts Association, Japan, the Japan Investment Advisers Association, Type II Financial Instruments Firms Association and the Japan Securities Dealers Association and is regulated by the Financial Services Agency (registration number “Kanto Local Finance Bureau (Financial Instruments Firm) No. 330”); in Australia to wholesale clients only as defined in section 761A and 761G of the Corporations Act 2001 (Cth) by JPMorgan Asset Management (Australia) Limited (ABN 55143832080) (AFSL 376919); in Brazil by Banco J.P. Morgan S.A.; in Canada for institutional clients' use only by JPMorgan Asset Management (Canada) Inc., and in the United States by JPMorgan Distribution Services Inc. and J.P. Morgan Institutional Investments, Inc., both members of FINRA; and J.P. Morgan Investment Management Inc. [In APAC, distribution is for Hong Kong, Taiwan, Japan and Singapore. For all other countries in APAC, to intended recipients only].

Copyright 2019 JPMorgan Chase & Co. All rights reserved.

LV-JPM52434 | 10/19 | 0903c02a82745e2b