

Seven essentials of ESG investing

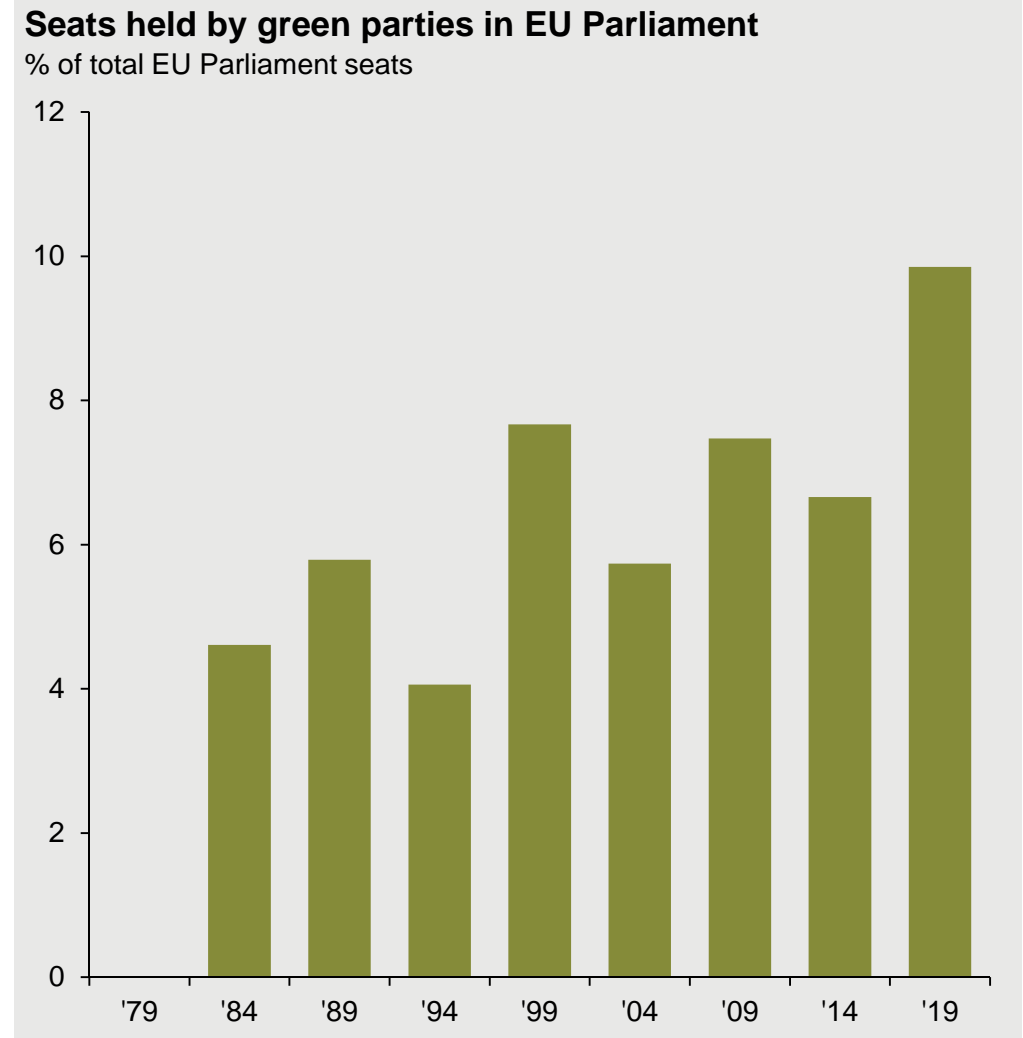
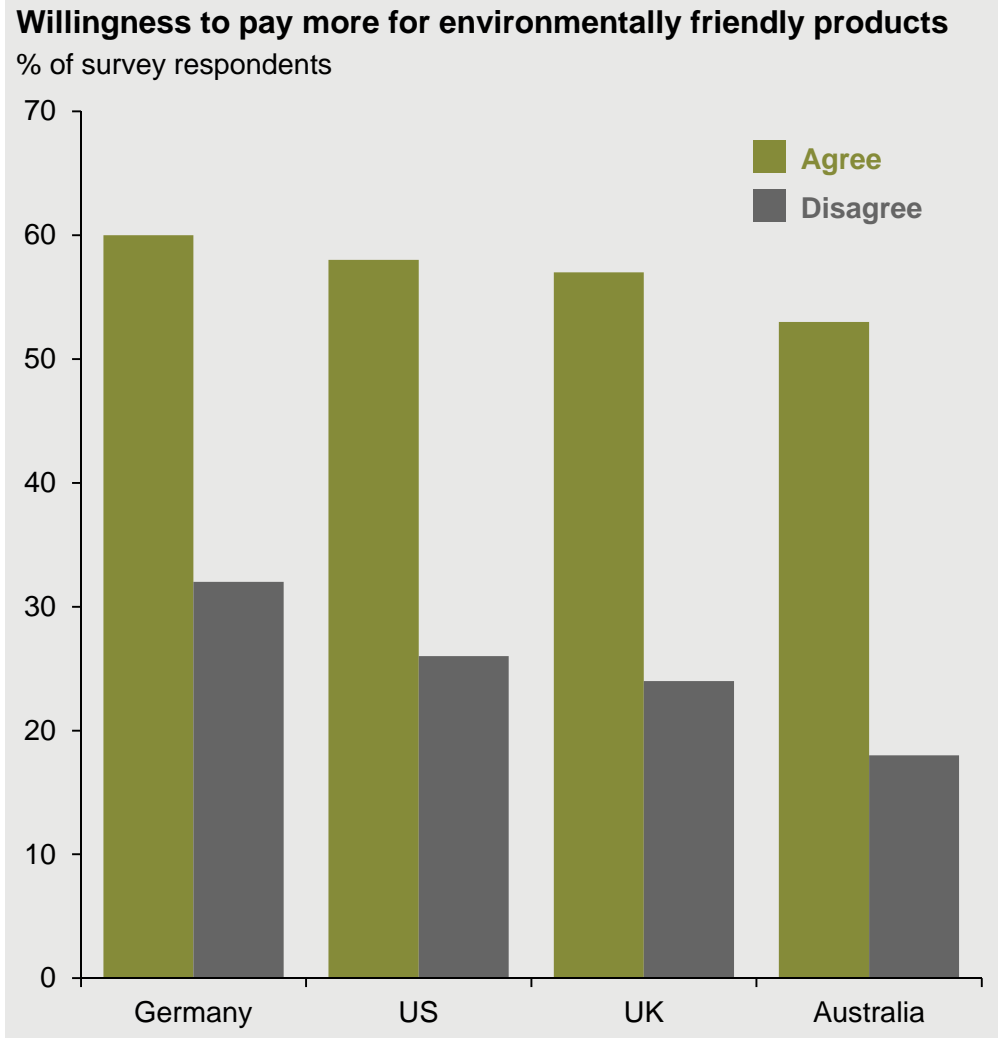
UK | Q3 2021 | As of 30 June 2021

J.P. Morgan

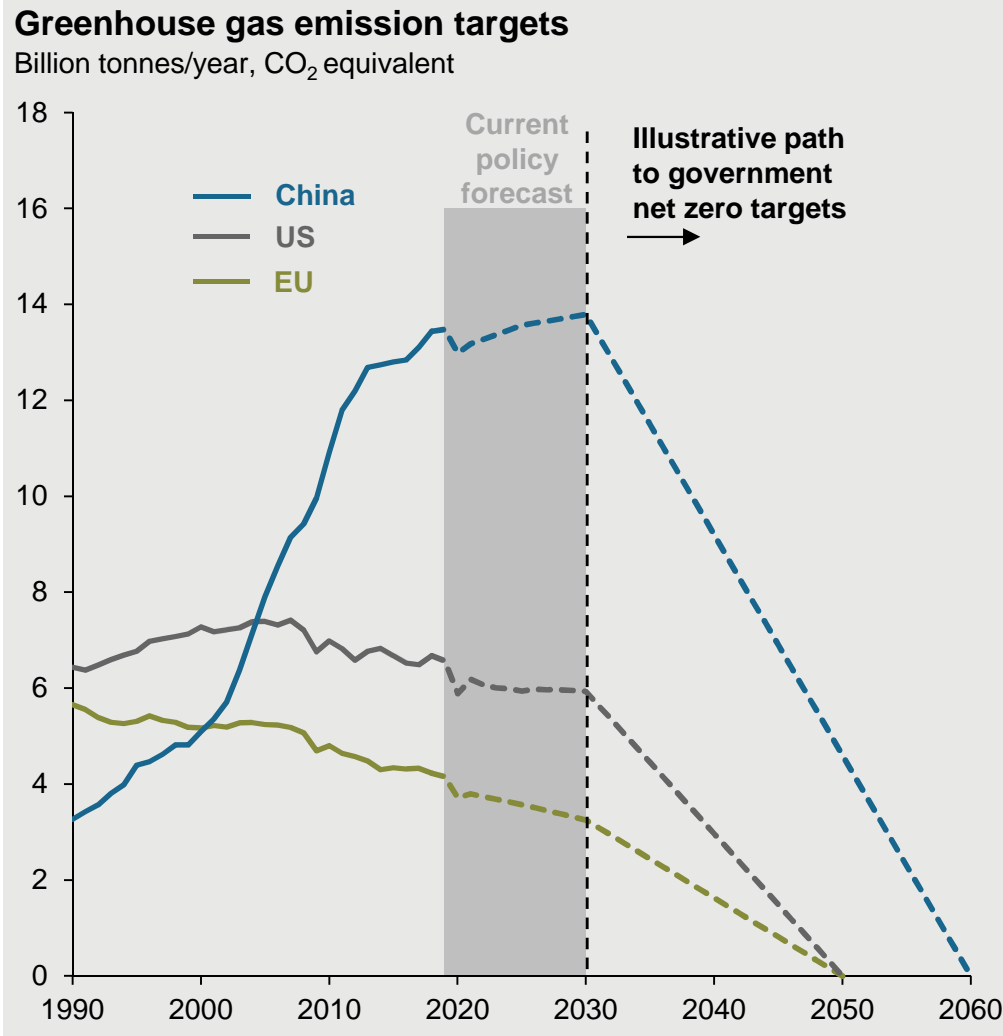
Seven essentials of ESG investing

- 1. ESG considerations are affecting consumer preferences and public attitudes**
- 2. Policymakers are setting environmental and social goals**
- 3. For some, the shift to sustainability may be a headwind**
- 4. ESG creates significant opportunities for those at the forefront of change**
- 5. ESG covers more than climate—the focus on Social and Governance is growing too**
- 6. ESG is affecting the investment landscape**
- 7. ESG is changing the nature of investment flows**

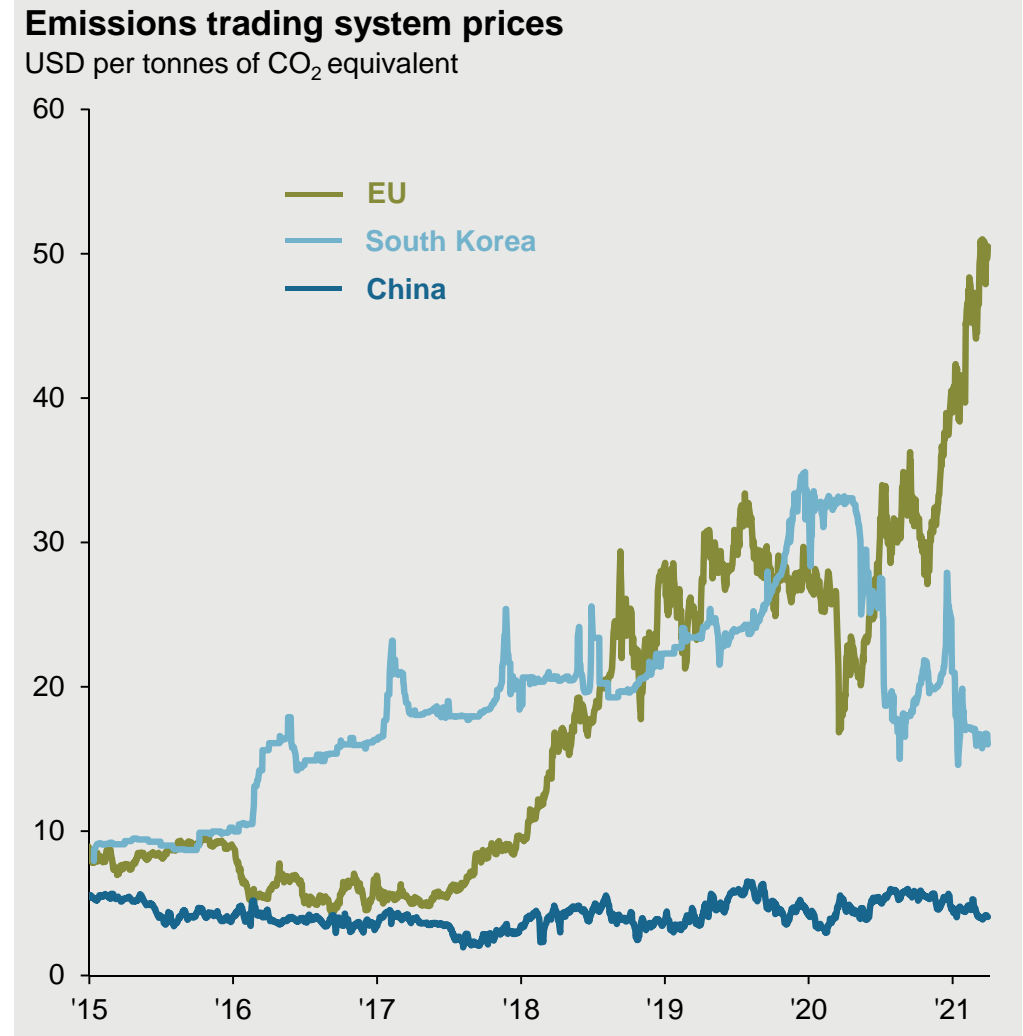
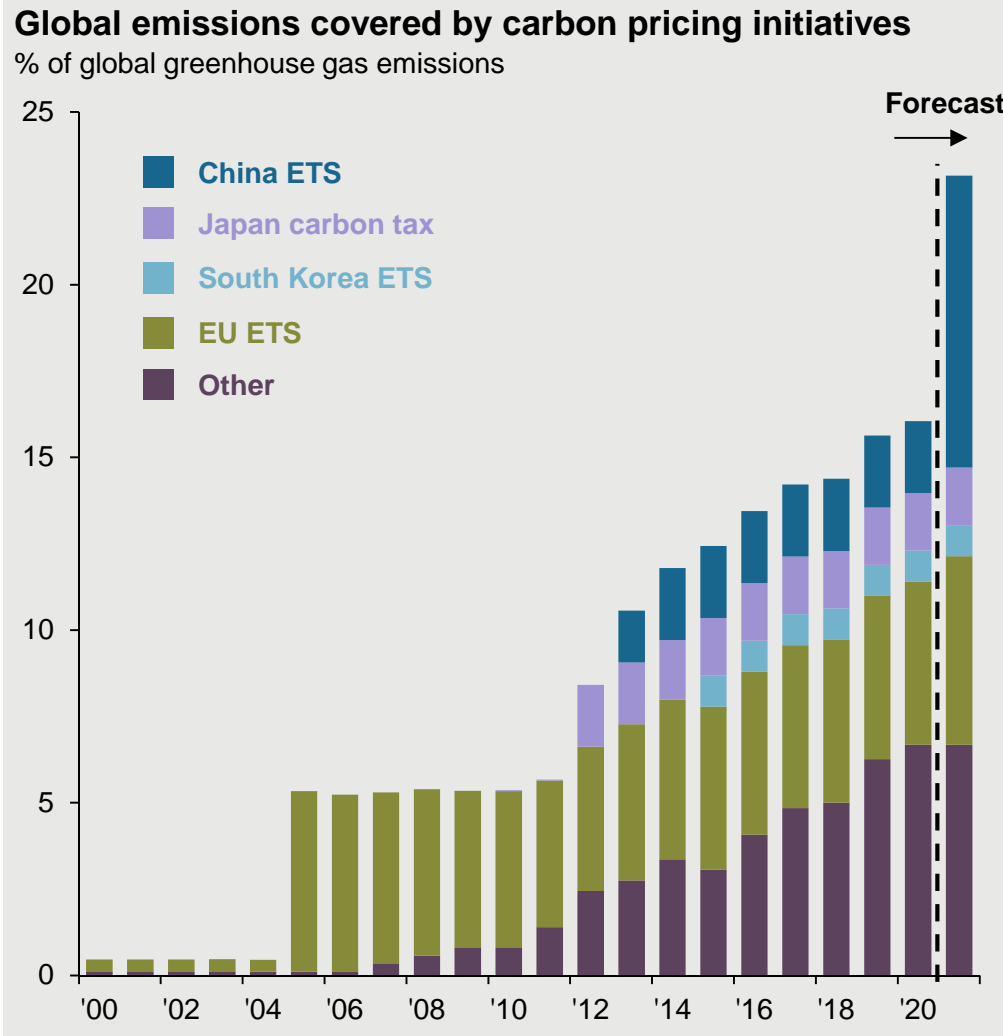
ESG



Source: (Left) YouGov, J.P. Morgan Asset Management. Respondents identified as being mainly or partly responsible for grocery shopping for their household, and were responding to the statement "I don't mind paying more for products that are good for the environment." Survey conducted in April 2021. (Right) European Parliament, J.P. Morgan Asset Management. *Guide to the Markets - UK*. Data as of 30 June 2021.



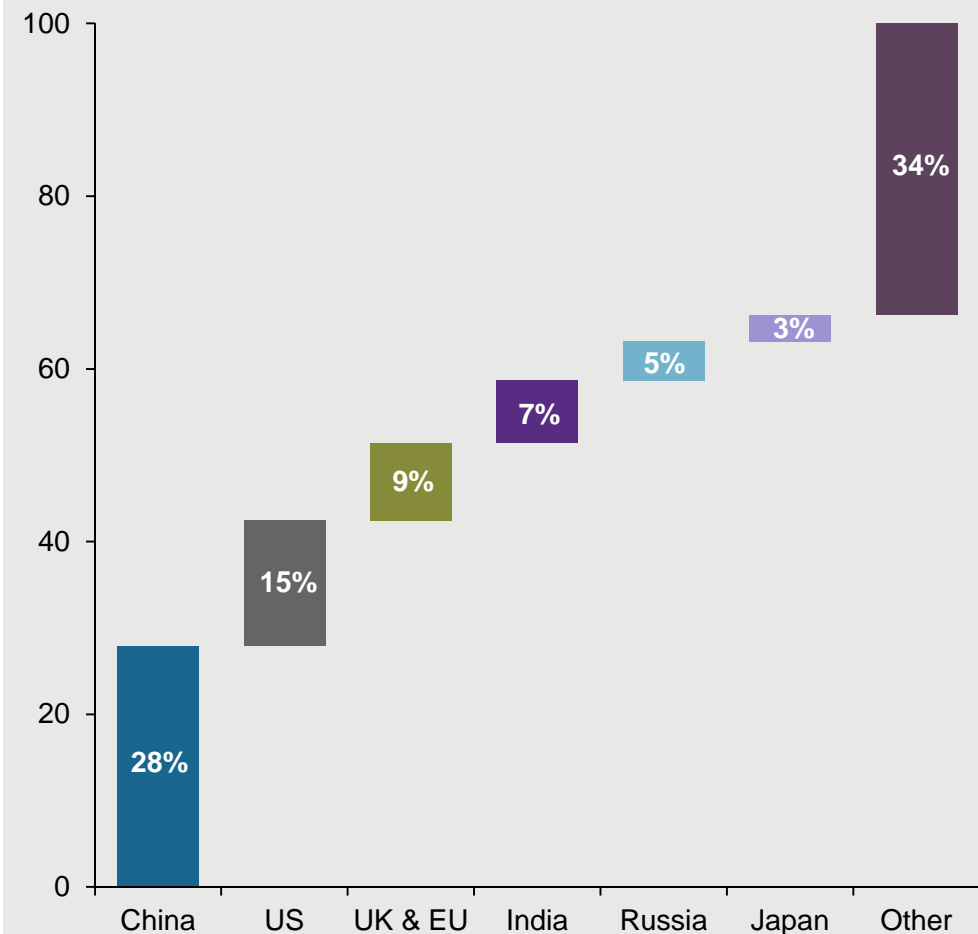
Source: (Left) Climate Action Tracker, J.P. Morgan Asset Management. Current policy forecast is the post-Covid-19 forecast provided by Climate Action Tracker. CO₂ equivalent tonnes standardise emissions to allow for comparison between gases. One equivalent tonne has the same warming effect as one tonne of CO₂ over 100 years. (Right) BEA, Deutsche Bundesbank, German Federal Statistics Office, ONS, Refinitiv Datastream, J.P. Morgan Asset Management. Past performance is not a reliable indicator of current and future results. *Guide to the Markets - UK*. Data as of 30 June 2021.



Source: (Left) World Bank, J.P. Morgan Asset Management. ETS is emissions trading system. (Right) International Carbon Action Partnership, J.P. Morgan Asset Management. China ETS price is based on the average of Beijing, Chongqing, Guangdong, Hubei, Shanghai, Shenzhen and Tianjin ETS prices. CO₂ equivalent tonnes standardise emissions to allow for comparison between gases. One equivalent tonne has the same warming effect as one tonne of CO₂ over 100 years. Past performance is not a reliable indicator of current and future results. *Guide to the Markets - UK*. Data as of 30 June 2021.

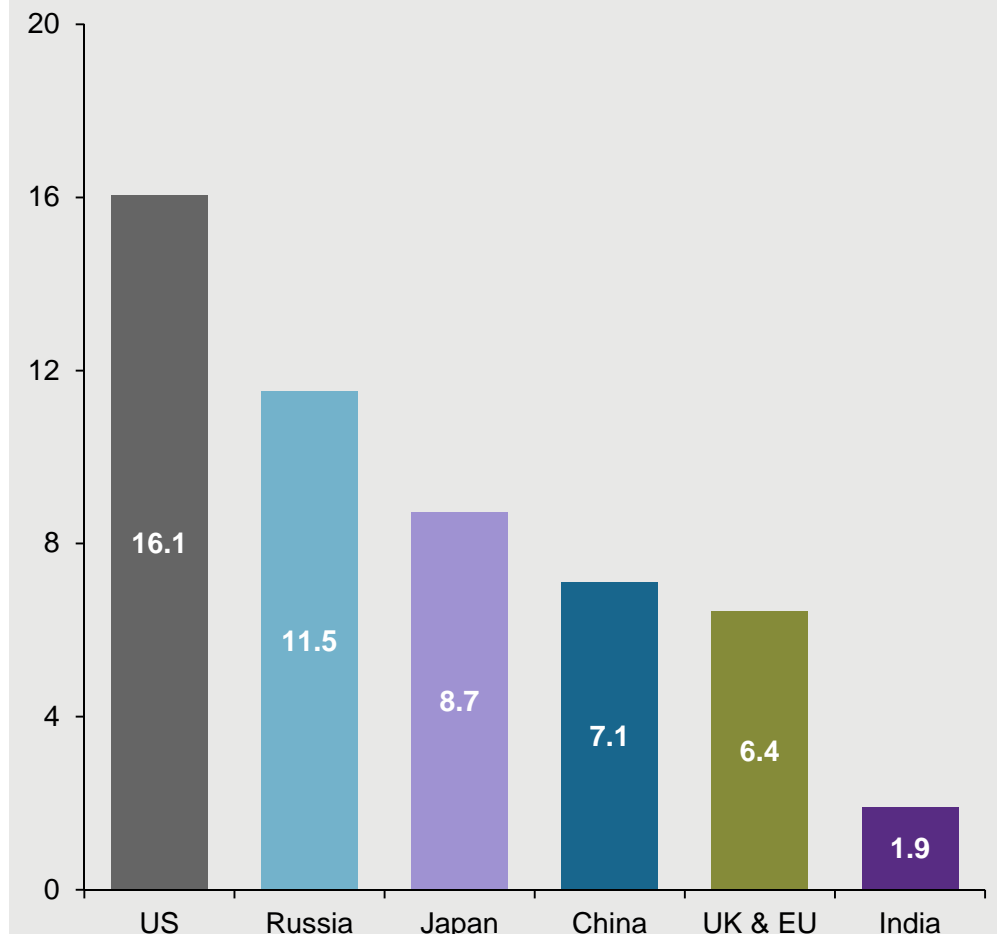
Share of global CO₂ emissions by country

%, 2019



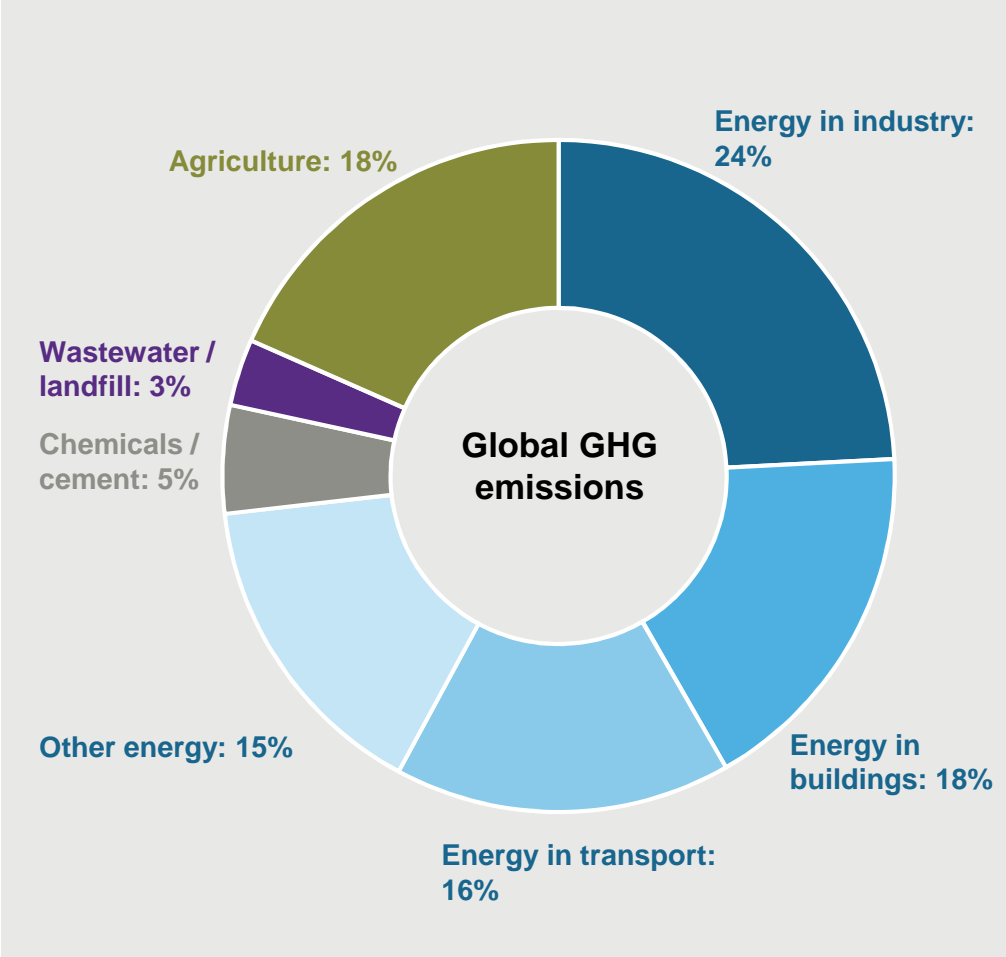
Global CO₂ emissions per capita

Tonnes, 2019

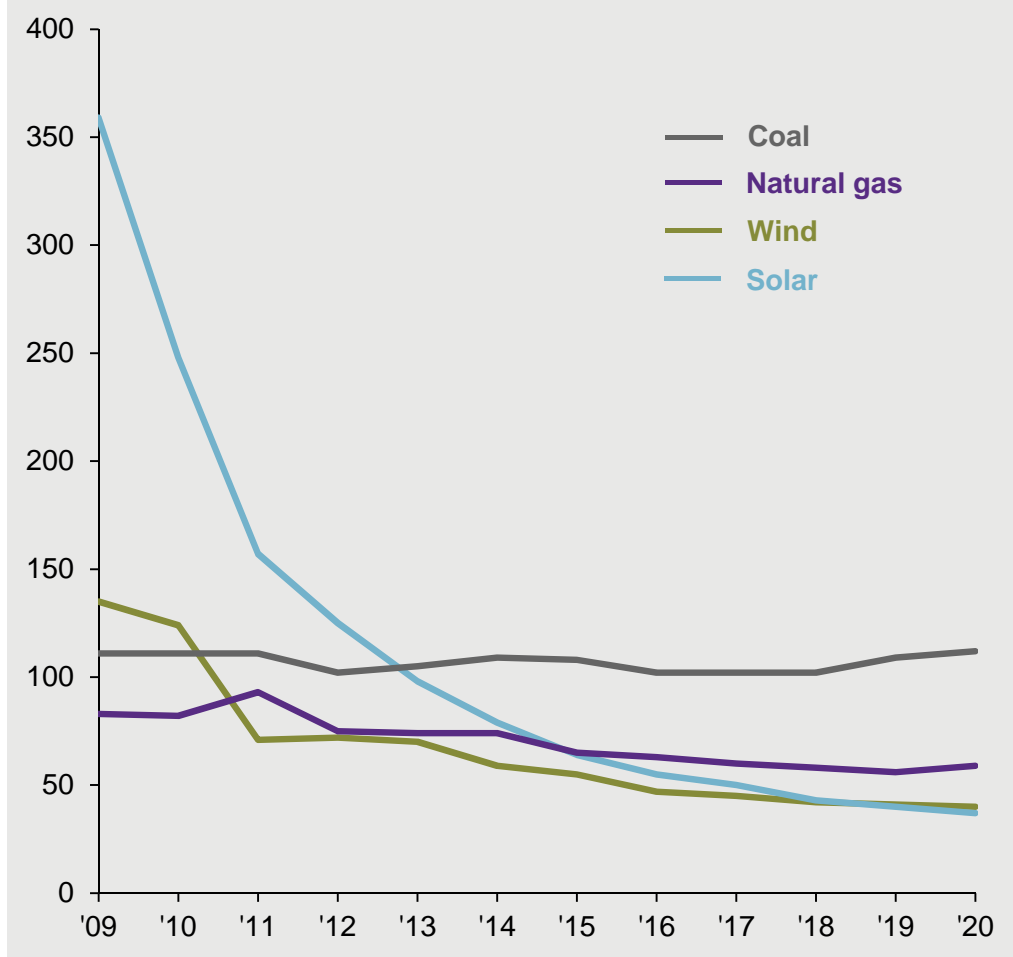


Source: (All charts) Gapminder, Global Carbon Project, Our World in Data, United Nations, J.P. Morgan Asset Management. CO₂ emissions are from the burning of fossil fuels for energy and cement production. Emission impact from land use change (such as deforestation) is not included. Past performance is not a reliable indicator of current and future results. *Guide to the Markets - UK*. Data as of 30 June 2021.

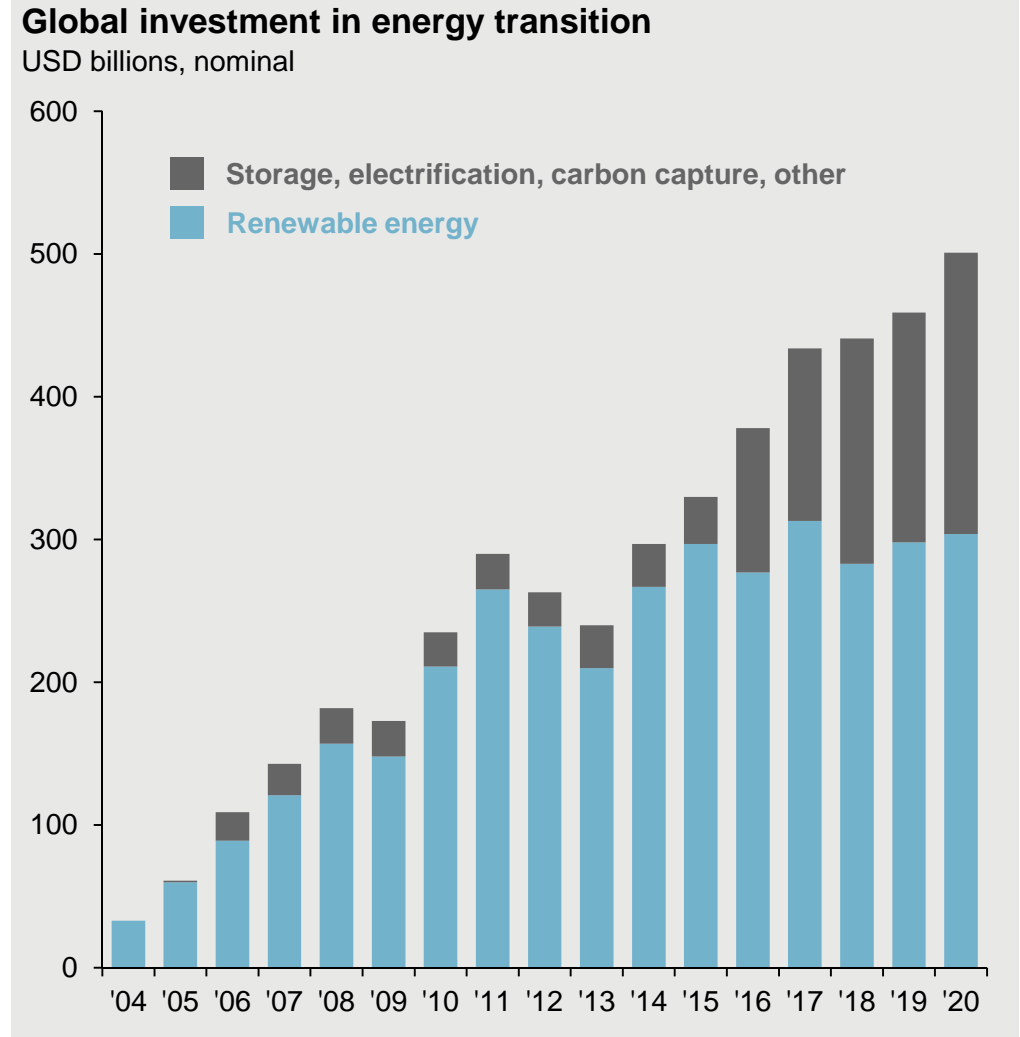
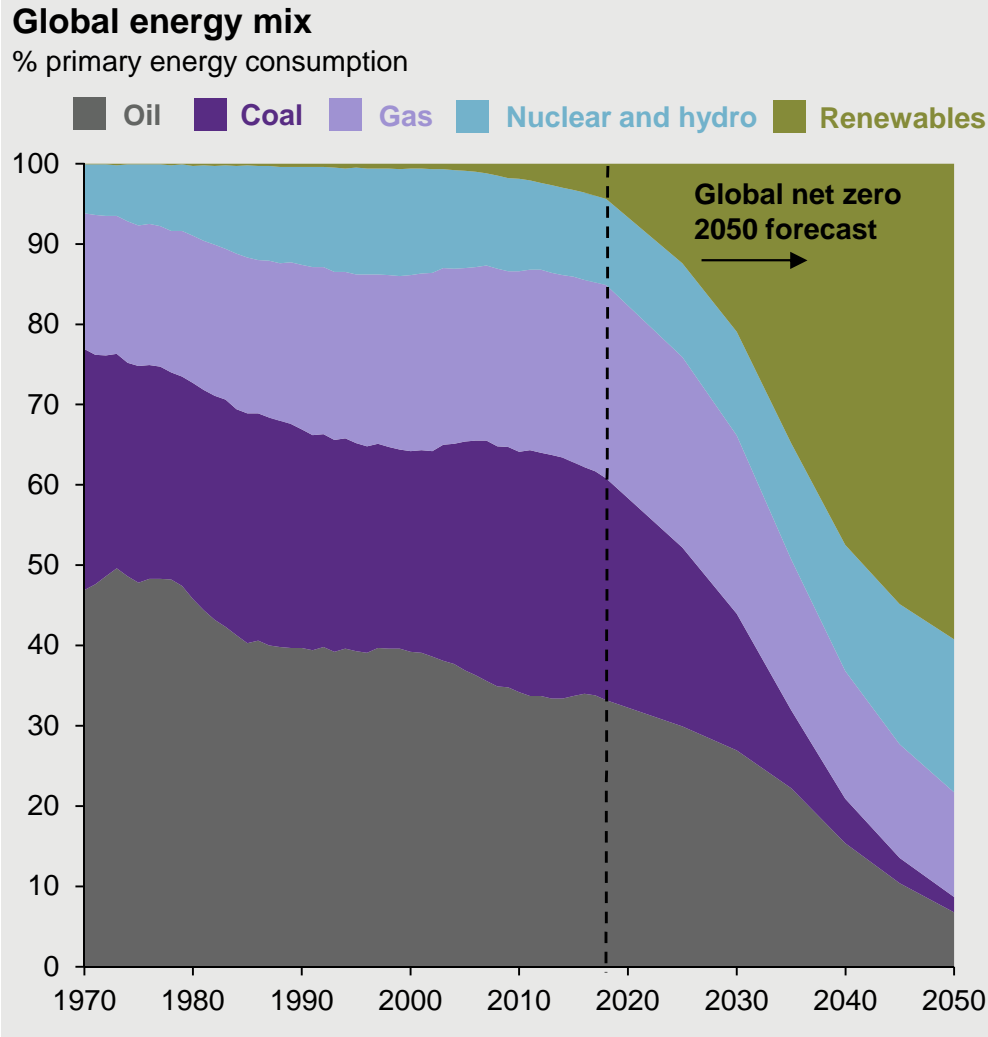
Share of global greenhouse gas emissions by sector
 % of global greenhouse gas emissions (2016), CO₂ equivalent tonnes



Energy costs from different sources
 Mean LCOE*, 2020, US dollars per megawatt hour



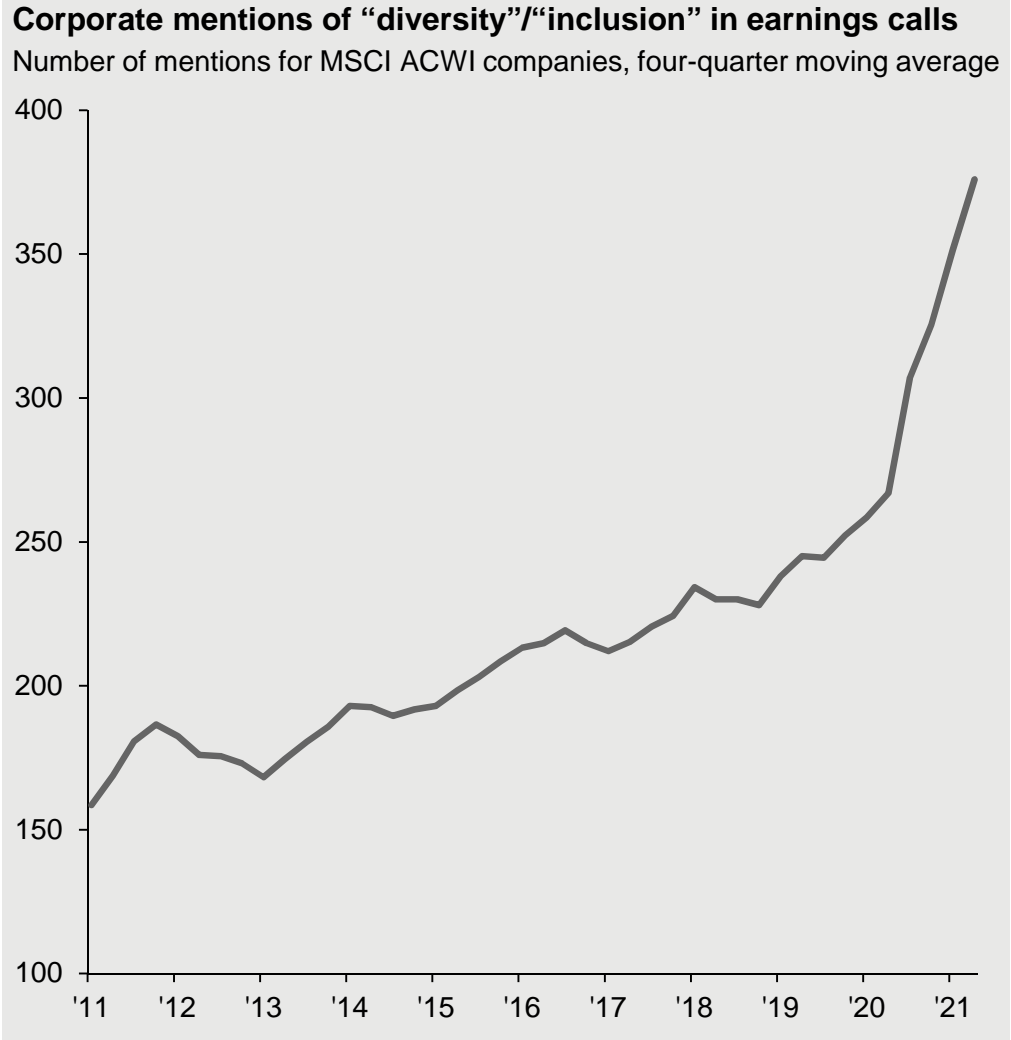
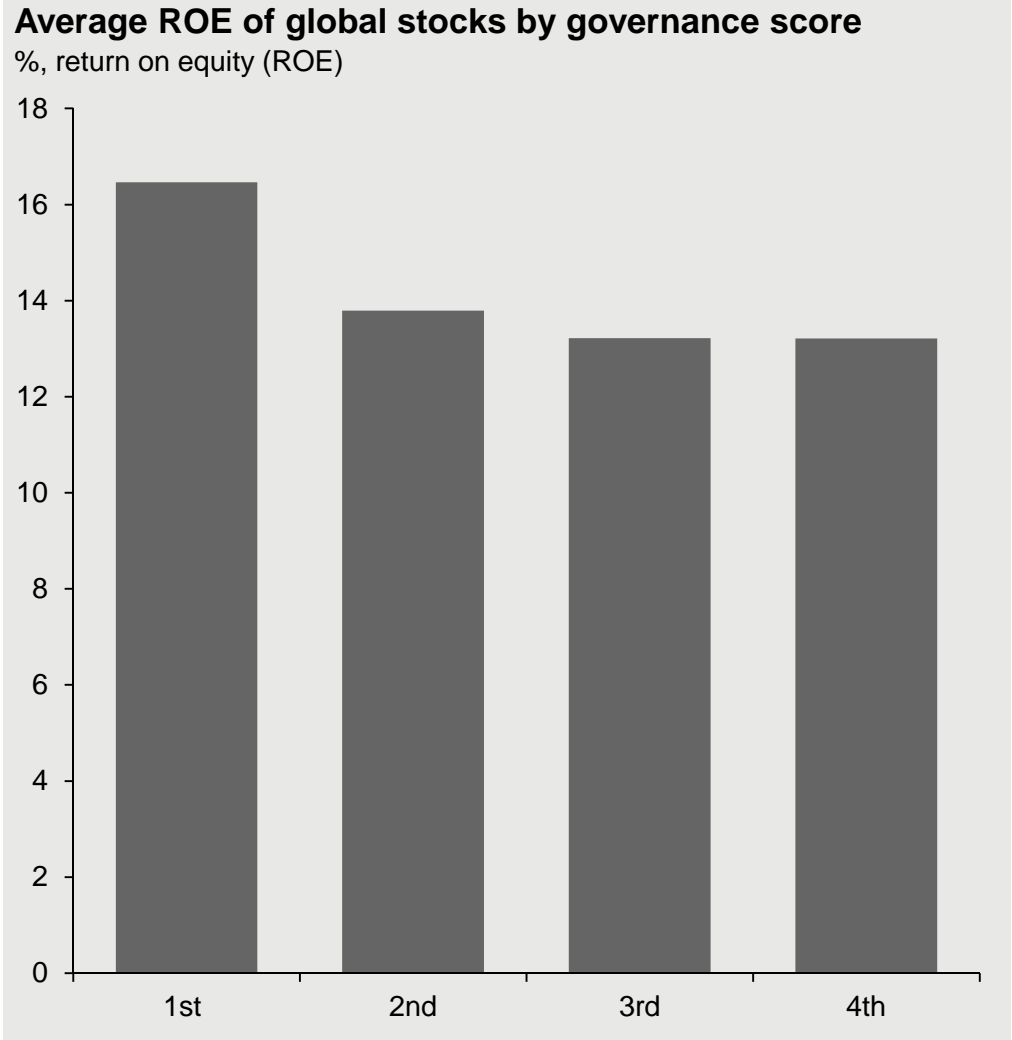
Source: (Left) Climate Watch, Our World in Data, World Resource Institute, J.P. Morgan Asset Management. Greenhouse gas emissions include CO₂, methane, nitrous oxide and fluorinated greenhouse gases. CO₂ equivalent tonnes standardise emissions to allow for comparison between gases. One equivalent tonne has the same warming effect as one tonne of CO₂ over 100 years. (Right) Lazard, J.P. Morgan Asset Management. *LCOE is levelised cost of energy, the net present value of the unit-cost of electricity over the lifetime of a generating asset. It is often taken as a proxy for the average price that the generating asset must receive in a market to break even over its lifetime. Past performance is not a reliable indicator of current and future results. *Guide to the Markets - UK*. Data as of 30 June 2021.



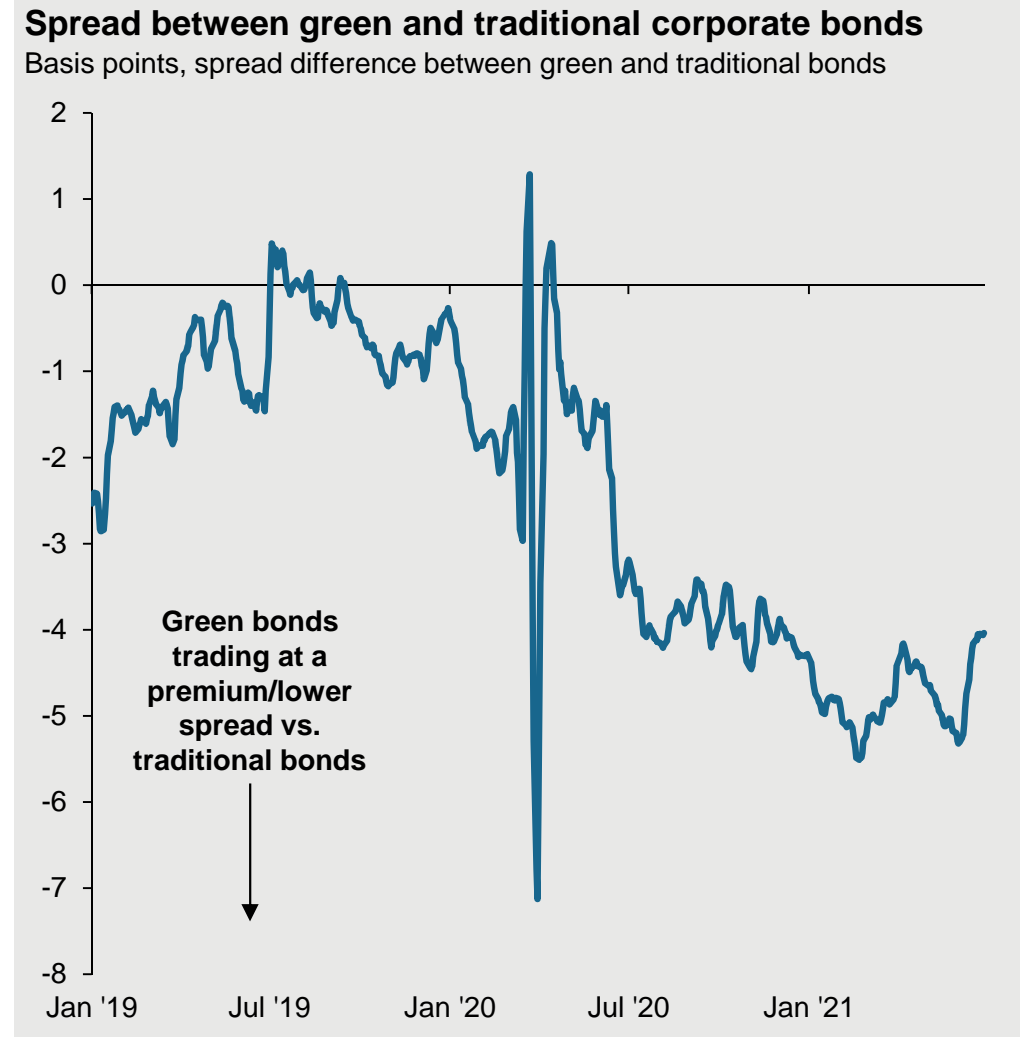
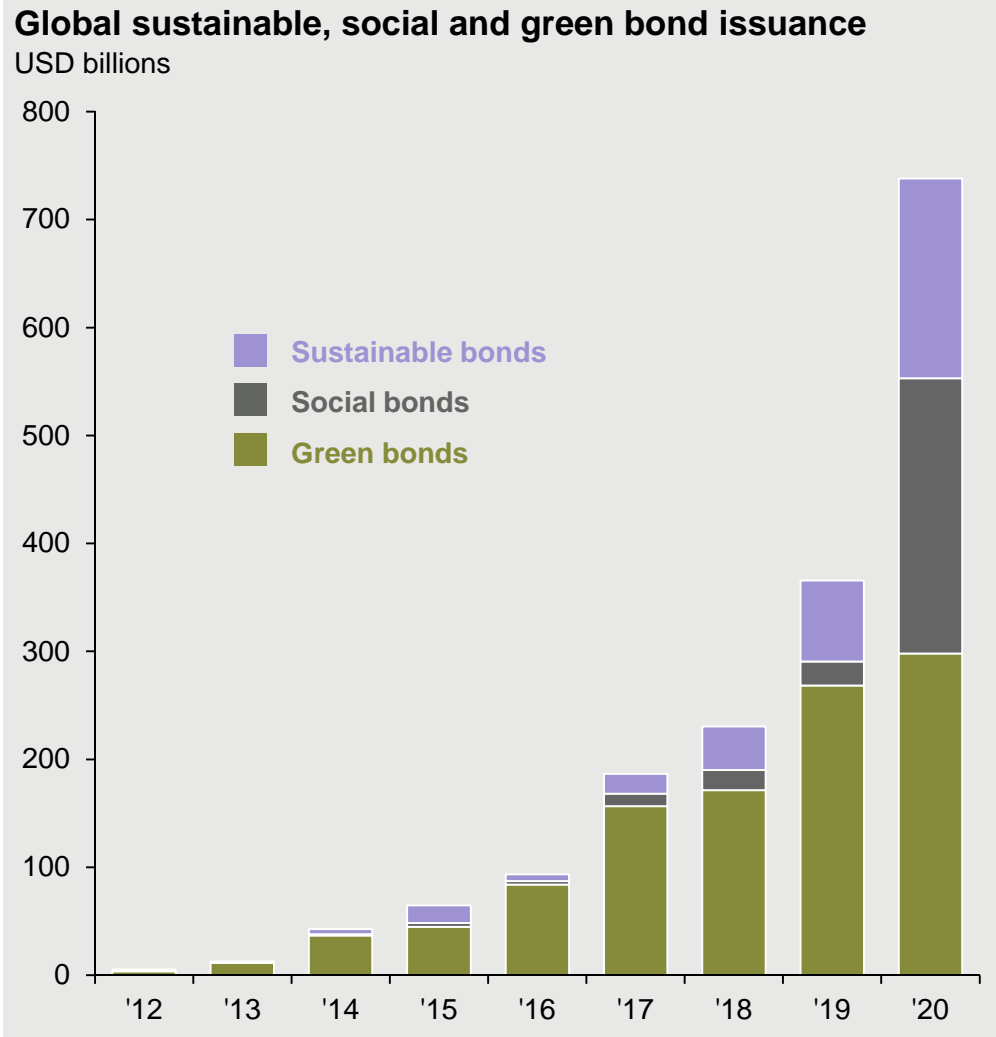
Source: (Left) BP Energy Outlook 2020, J.P. Morgan Asset Management. Forecast is based on BP's scenario for global net zero emissions by 2050. (Right) Bloomberg New Energy Finance, J.P. Morgan Asset Management. Past performance is not a reliable indicator of current and future results. *Guide to the Markets - UK*. Data as of 30 June 2021.

ESG

ESG



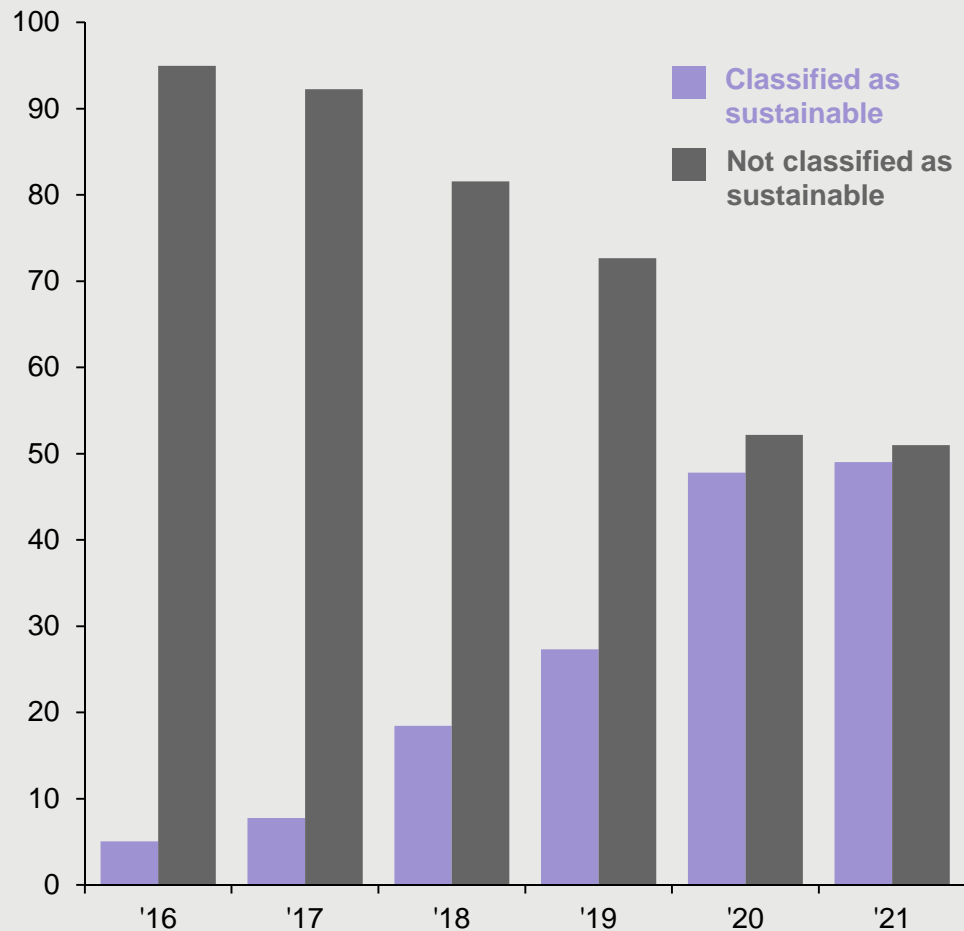
Source: (Left) Bloomberg, MSCI, J.P. Morgan Asset Management. Global stocks are represented by MSCI All-Country World Index constituents based on data availability. We group constituents into quartiles based on proprietary analysis of governance arrangements by J.P. Morgan Asset Management, and then calculate an equally-weighted average return on equity for each group. (Right) MSCI, J.P. Morgan Asset Management. Past performance is not a reliable indicator of current and future results. *Guide to the Markets - UK*. Data as of 30 June 2021.



Source: (Left) Climate Bonds Initiative, J.P. Morgan Asset Management. Green bonds are those where 100% of the net bond proceeds are allocated to green projects. Social bonds are those where the bond proceeds have a focus on delivering positive social outcomes. Sustainable bonds are those where the bond proceeds are directed to a mix of both green and social projects or if the bond coupon/characteristics can vary based on achieving predefined sustainability targets. (Right) Barclays Research, J.P. Morgan Asset Management. Data shown is for a Barclays Research custom universe of green and non-green investment-grade credits, matched by issuer, currency, seniority and maturity. The universe consists of 105 pairs, 73 euro-denominated and 32 dollar-denominated, and 59 financials and 46 non-financials. Spread difference is measured using the option-adjusted spread. Past performance is not a reliable indicator of current and future results. *Guide to the Markets - UK. Data as of 30 June 2021.*

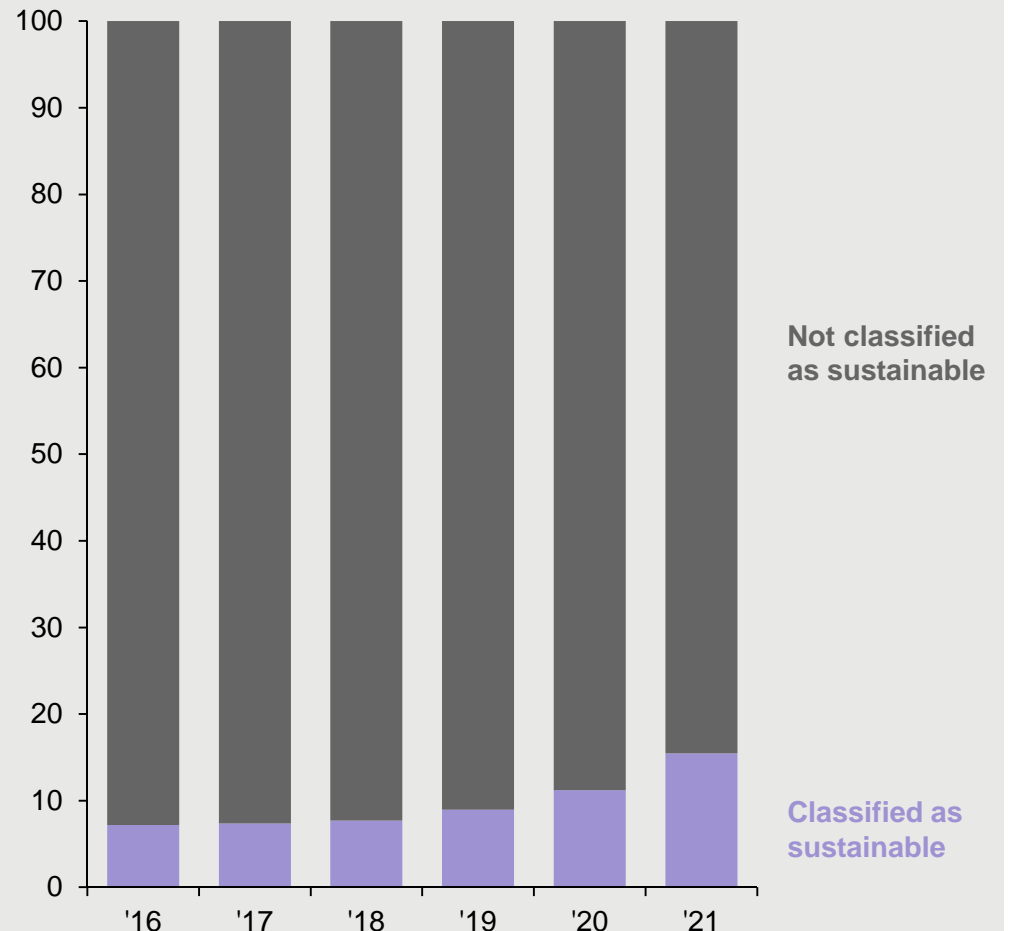
Net industry flows into mutual funds and ETFs

% , proportion of annual net flows for European-domiciled funds



Industry mutual fund and ETF assets under management

% , proportion of mutual fund and ETF AUM for European-domiciled funds



Source: (All charts) Morningstar, J.P. Morgan Asset Management. “Classified as sustainable” refers to funds that have the “Sustainable Investment – Overall” tag in the Morningstar database. Morningstar classifies “sustainable investment” as a fund that explicitly indicates any kind of sustainability, impact or ESG strategy in their prospectus or offering documents. Universe for flows and assets under management (AUM) covers all European-domiciled mutual funds and ETFs in the Morningstar database excluding money market funds and fund of funds. “ETF” refers to exchange-traded fund. 2021 is year to date. Past performance is not a reliable indicator of current and future results. *Guide to the Markets - UK*. Data as of 30 June 2021.

J.P. Morgan Asset Management: Risks and disclosures

The Market Insights program provides comprehensive data and commentary on global markets without reference to products. Designed as a tool to help clients understand the markets and support investment decision-making, the program explores the implications of current economic data and changing market conditions. For the purposes of MiFID II, the JPM Market Insights and Portfolio Insights programs are marketing communications and are not in scope for any MiFID II / MiFIR requirements specifically related to investment research. Furthermore, the J.P. Morgan Asset Management Market Insights and Portfolio Insights programs, as non-independent research, have not been prepared in accordance with legal requirements designed to promote the independence of investment research, nor are they subject to any prohibition on dealing ahead of the dissemination of investment research.

This document is a general communication being provided for informational purposes only. It is educational in nature and not designed to be taken as advice or a recommendation for any specific investment product, strategy, plan feature or other purpose in any jurisdiction, nor is it a commitment from J.P. Morgan Asset Management or any of its subsidiaries to participate in any of the transactions mentioned herein. Any examples used are generic, hypothetical and for illustration purposes only. This material does not contain sufficient information to support an investment decision and it should not be relied upon by you in evaluating the merits of investing in any securities or products. In addition, users should make an independent assessment of the legal, regulatory, tax, credit, and accounting implications and determine, together with their own financial professional, if any investment mentioned herein is believed to be appropriate to their personal goals. Investors should ensure that they obtain all available relevant information before making any investment. Any forecasts, figures, opinions or investment techniques and strategies set out are for information purposes only, based on certain assumptions and current market conditions and are subject to change without prior notice. All information presented herein is considered to be accurate at the time of production, but no warranty of accuracy is given and no liability in respect of any error or omission is accepted. It should be noted that investment involves risks, the value of investments and the income from them may fluctuate in accordance with market conditions and taxation agreements and investors may not get back the full amount invested. Both past performance and yields are not a reliable indicator of current and future results. J.P. Morgan Asset Management is the brand for the asset management business of JPMorgan Chase & Co. and its affiliates worldwide. To the extent permitted by applicable law, we may record telephone calls and monitor electronic communications to comply with our legal and regulatory obligations and internal policies. Personal data will be collected, stored and processed by J.P. Morgan Asset Management in accordance with our privacy policies at <https://am.jpmorgan.com/global/privacy>. This communication is issued by the following entities: In the United States, by J.P. Morgan Investment Management Inc. or J.P. Morgan Alternative Asset Management, Inc., both regulated by the Securities and Exchange Commission; in Latin America, for intended recipients' use only, by local J.P. Morgan entities, as the case may be.; in Canada, for institutional clients' use only, by JPMorgan Asset Management (Canada) Inc., which is a registered Portfolio Manager and Exempt Market Dealer in all Canadian provinces and territories except the Yukon and is also registered as an Investment Fund Manager in British Columbia, Ontario, Quebec and Newfoundland and Labrador. In the United Kingdom, by JPMorgan Asset Management (UK) Limited, which is authorized and regulated by the Financial Conduct Authority; in other European jurisdictions, by JPMorgan Asset Management (Europe) S.à r.l. In Asia Pacific ("APAC"), by the following issuing entities and in the respective jurisdictions in which they are primarily regulated: JPMorgan Asset Management (Asia Pacific) Limited, or JPMorgan Funds (Asia) Limited, or JPMorgan Asset Management Real Assets (Asia) Limited, each of which is regulated by the Securities and Futures Commission of Hong Kong; JPMorgan Asset Management (Singapore) Limited (Co. Reg. No. 197601586K), this advertisement or publication has not been reviewed by the Monetary Authority of Singapore; JPMorgan Asset Management (Taiwan) Limited; JPMorgan Asset Management (Japan) Limited, which is a member of the Investment Trusts Association, Japan, the Japan Investment Advisers Association, Type II Financial Instruments Firms Association and the Japan Securities Dealers Association and is regulated by the Financial Services Agency (registration number "Kanto Local Finance Bureau (Financial Instruments Firm) No. 330"); in Australia, to wholesale clients only as defined in section 761A and 761G of the Corporations Act 2001 (Commonwealth), by JPMorgan Asset Management (Australia) Limited (ABN 55143832080) (AFSL 376919). For all other markets in APAC, to intended recipients only. For U.S. only: if you are a person with a disability and need additional support in viewing the material, please call us at 1-800-343-1113 for assistance.

Copyright 2021 JPMorgan Chase & Co. All rights reserved.

Prepared by: Karen Ward, Tilmann Galler, Vincent Juvyns, Maria Paola Toschi, Michael Bell, Hugh Gimber, Ambrose Crofton, Jai Malhi and Max McKechnie.

Unless otherwise stated, all data as of 30 June 2021 or most recently available.

Guide to the Markets - UK

JP-LITTLEBOOK

09ko211509073351