





## Thanksgiving Eye on the Market: the three things I'm thankful for this year

### #1: The national security and economic benefits of US natural gas (CH<sub>4</sub><sup>1</sup>) supplies

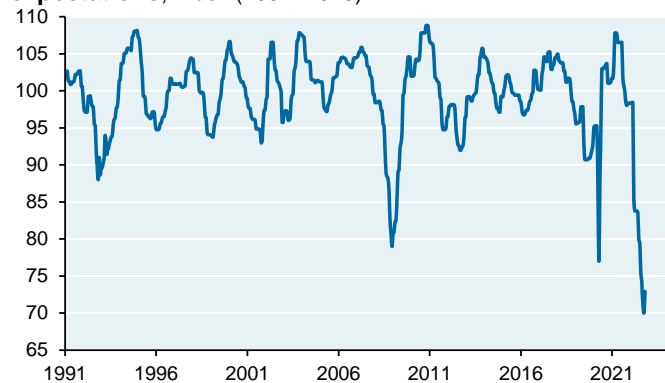
As of September 2022, this is what was happening in Europe due to soaring energy costs and reliance on Russia:

- 70% of fertilizer capacity shuttered (BASF shuttered or slowed production at 180 of its plants worldwide)
- 30% decline in aluminum smelting capacity
- ArcelorMittal to close two German electric arc furnace steel plants and others in Spain, Poland and France; Acerinox (Spain) furloughed 85% of its steel production workforce; other steel closures in Italy
- Largest German cement company (Heidelberg) warned of plant closures if energy prices remain high
- Since September 2021, 30 UK energy suppliers filed for bankruptcy; nationalization of French EDF
- Lowest level of business expectations for energy intensive German industry since reunification in 1990
- Germany sees highest inflation rate in 32 years (and in Italy, in 40 years)

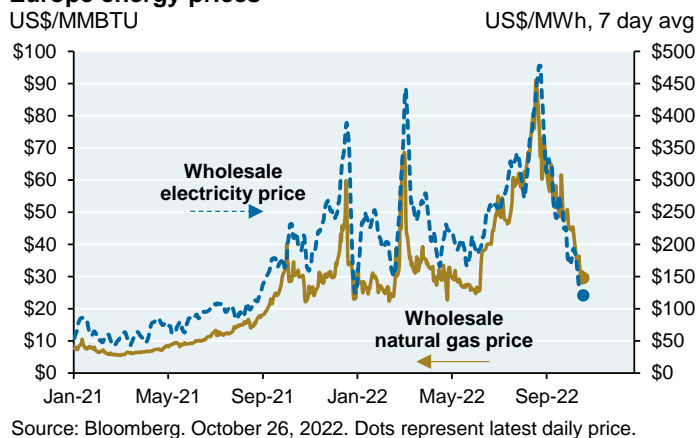
European gas and electricity prices have declined sharply since the summer peak, and there are also a wide range of initiatives underway to cap energy prices, reduce energy taxes and provide support to businesses. As a result, some of this industrial production may come back online. However, European gas and electricity prices are still 2x-3x times higher than at the beginning of 2021, European gas prices are still 6x US levels, and few European countries will be able to immunize industry from the entire shock. While Europe is set for this winter with gas storage at 90%+ of capacity, one factor offsetting the loss of Russian pipeline gas (in addition to increased LNG imports) is lower European consumption due to higher energy prices. In other words, self-imposed austerity with all of its negative economic repercussions.

If I've learned anything from the 12 years working on our annual energy paper with Vaclav, it's that the renewable transition will take time for all the technological, political, judicial, behavioral and economic reasons we discuss each year. In the meantime, I'm thankful the US has ample supplies of its own natural gas. In the latest World Energy Outlook from the International Energy Agency, global natural gas demand rises by 2030 and 2050 in the Stated Policies scenario, and only declines by ~15% by 2050 assuming much more aggressive decarbonization policies.

### Business Climate Survey: German gas-intensive industry expectations, Index (100 = 2015)



### Europe energy prices



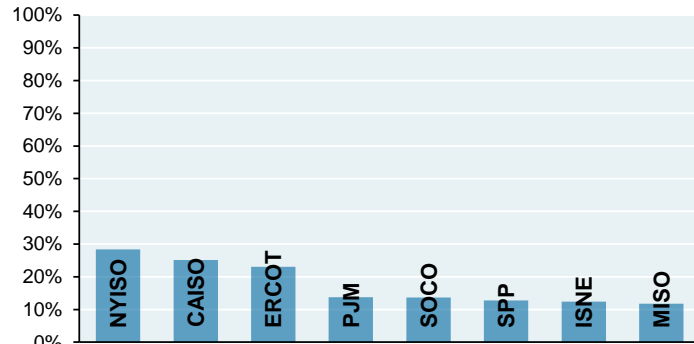
<sup>1</sup> Natural gas composition: 70%-90% CH<sub>4</sub>, with smaller amounts of ethane, propane and butane mixed in as well. US natural gas consumption is split between electricity generation (37%), industrial production (33%) and winter heating by homes and businesses (26%).



**The US will need plenty of natural gas capacity even as more wind and solar power is built in response to energy bill incentives.** Wind and solar intermittency creates periods during the year when there's not enough renewable generation to meet electricity demand. As a result, you typically cannot disconnect 1 MW of natural gas every time you add 1 MW of wind and solar power. The amount of natural gas that can be disconnected is referred to as a "capacity credit"; these credits are a function of specific hourly generation patterns in each region, and range from just 10% to 30% of added wind and solar power. More details in next year's energy paper in a section on the irrelevance of "levelized costs", which do not include backup power requirements.

**The capacity credit: how much natural gas capacity can be reduced per MW of new wind and solar power?**

%, computed for 2021, assuming new wind and solar = 10% of demand

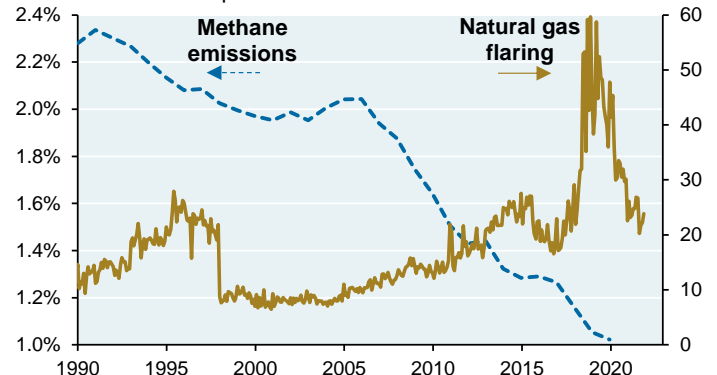


Source: EIA data, JPMAM computations. 2022.

**Methane emissions and natural gas flaring**

Methane emissions / production

Billion cubic feet



Source: EPA, EIA, JPMAM. December 2021.

**What about methane emissions and natural gas flaring?** If you accept EPA data at face value, methane "leakage" rates from natural gas have fallen to ~1%, down from 2.3% in 1990. These rates include leakage from exploration, production, gathering, processing, transmission, storage and distribution. However, EPA emissions data is usually provided by the oil & gas industry and may not reflect variations in utilization or operating performance. As a result, climate scientists conduct their own measurements. Based on aerial, satellite and other surveillance methods, some believe that the EPA data underestimates methane leakage rates by 60%.

In a December 2021 Dallas Fed survey, while 68% and 58% of large firms had plans to reduce methane emissions and flaring, only 24% and 26% of smaller firms had similar plans. The IEA believes that emission reductions of another 75% are feasible with proven technology. I asked my colleague Ben Ratner in J.P. Morgan's Sustainability group for his thoughts on this issue, since he has done a lot of work on it. Ben's comments:

- Industry leaders have begun the important shift from desktop estimation to more accurate emission measurement (including the use of sensors on planes), committed to eliminate gas flaring by 2025 and engaged constructively with regulators
- The federal government has directly regulated methane as a pollutant under the Clean Air Act for newer facilities, while also legislating a methane fee that is designed to give way to expanded regulations
- States like Colorado, New Mexico, and Pennsylvania have instituted tight requirements for leak detection and repair, flaring minimization and other best practices
- The Oil and Gas Methane Partnership (OGMP) is a collaboration of US and European industry leaders working with civil representatives. Under OGMP's recently defined "2.0" protocols, companies agree to set a methane target, increase methane measurement and report progress annually
- Eliminating natural gas flaring is a common-sense move for companies that want to support energy security and sensibly reduce their carbon footprint. Note: in a 2019 Dallas Fed survey, 70% of respondents cited lack of pipeline capacity as the reason for Permian Basin flaring. Industry leaders do not put wells into production until pipeline capacity is available



## #2: The bipartisan realism of the semiconductor “CHIPs” bill, H.R. 4346

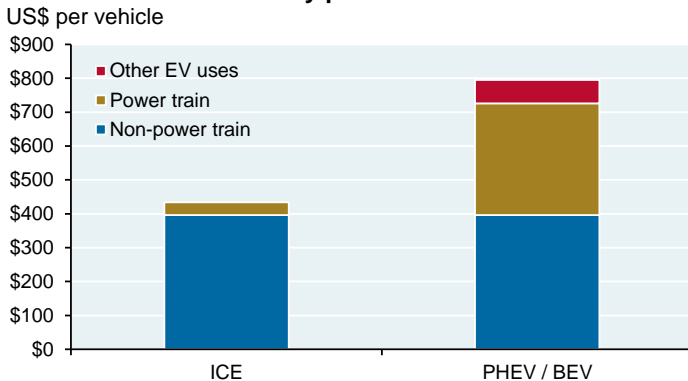
Let’s continue the energy thread from the prior section. For the renewable transition to accelerate, EV adoption will have to move into overdrive. Transportation accounted for one third of US fossil fuel consumption in 2021, around half of which was passenger cars and light trucks. There are critical mineral issues to be resolved regarding EVs; we will discuss those another time and talk about semiconductors today.

**As shown below, EVs have more semiconductors than internal combustion engine cars.** The US will need a reliable supply of semiconductors if EVs come anywhere close to the forecasts released by the Senate in the aftermath of the energy bill. One of the sources the Senate cited estimates that 100% of US passenger car and light truck sales in 2030 will be EVs, and that 92% of Class 8 semi truck sales will be EVs as well in 2030.

**Where would all the semiconductors come from?** Starting in 1990, semiconductor capacity started migrating out of the US. While the US still has 47% market share of global semiconductor *revenues*, only ~40% of US semiconductor *capacity* is located in the US; the rest is in Singapore, Taiwan, China, Japan and Europe. Taiwan has the largest share of global semiconductor capacity (20%), a 50% share of higher value added logic chip capacity and 60% of the semiconductor foundry market, which refers to outsourced semiconductor production for companies like AMD, Apple, Qualcomm and Nvidia. Do I need to spell out why this might be a geopolitical and economic risk for the US? Probably not.

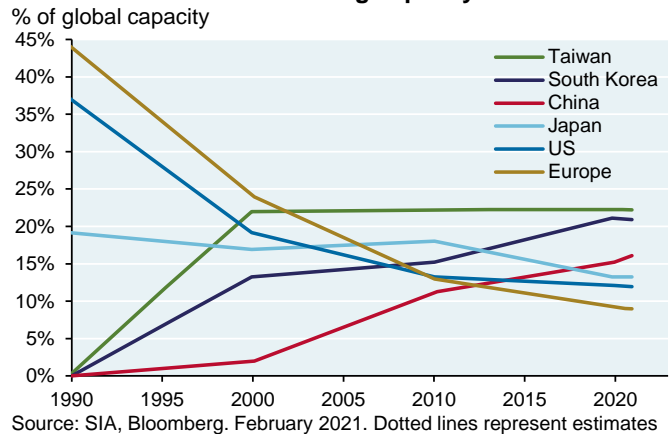
**So, that’s why I’m thankful for H.R. 4346, otherwise known as the semiconductor “CHIPs” bill.** It creates meaningful support for US semiconductor production at a time when many US semiconductor companies are negatively affected by White House policies limiting high-end US semiconductor exports to China (Nvidia, which sell 95% of high end AI chips in China, is one example). Some critics view the CHIPs bill as “corporate welfare”; perhaps, but if your goal is improved US semiconductor supply chains, some government support will be needed to offset the impact of US national security priorities limiting their profitable exports to China.

### Semiconductor content by power train



Source: SIA, Infineon. 2021. Note: power train includes voltage regulators and integrated circuits; “other” includes sensors, motor control units, and memory.

### Semiconductor manufacturing capacity

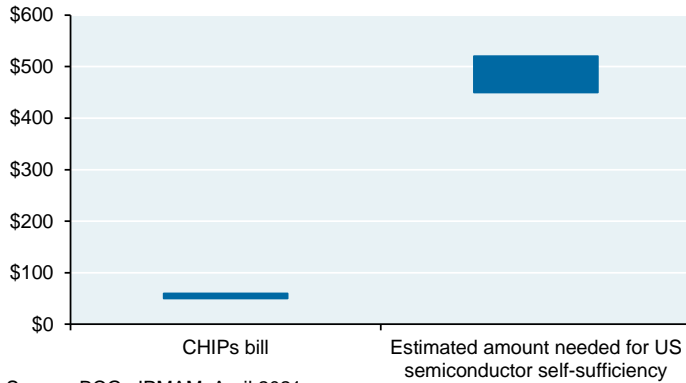


Source: SIA, Bloomberg. February 2021. Dotted lines represent estimates

**To be clear, the semiconductor bill is just a start.** See the next chart below; BCG estimates that the \$52 billion in the CHIPs bill dedicated to semiconductor production capacity is only 10% of what would be needed for complete US semiconductor self-sufficiency. But something is better than nothing, and at least it will begin to move the needle in the other direction and reverse some of the outsourcing trends.



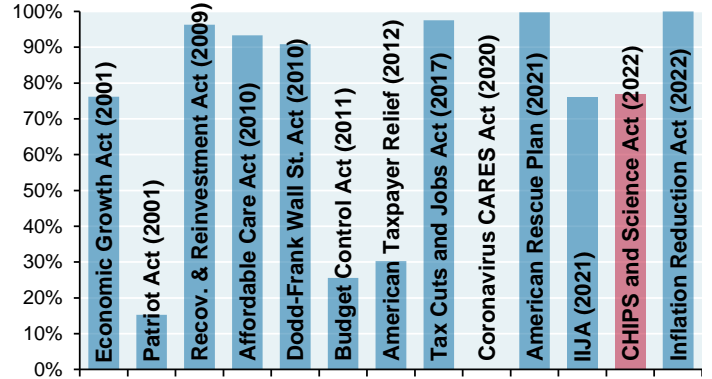
**Semiconductor bill spending and estimated amounts required for US self-sufficiency, US\$, billions**



Source: BCG, JPMAM. April 2021.

**Partisanship gap for major US legislation**

Average difference in "yea" votes between parties in House & Senate



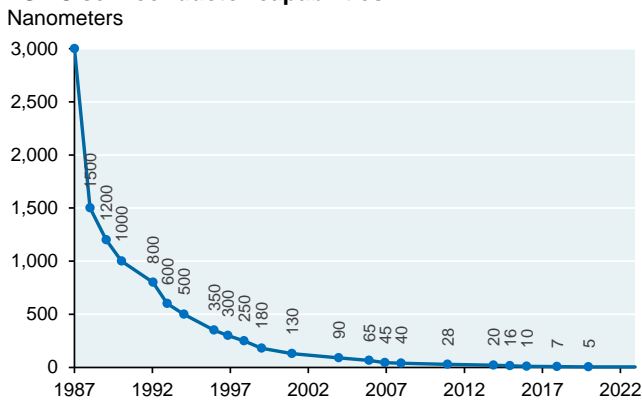
Source: US Senate, US House of Representatives, JPMAM. 2022.

**Is the CHIPS bill really bipartisan? Yes.** We track the partisanship of major bills since 1913 when legislation was passed creating the Federal Reserve and the first Federal income tax. The partisanship of major bills began to soar in the late 1990's, and since the year 2000 many bills have essentially been single-party legislation passed by the party controlling the White House and both chambers. The Trump Tax Cut Act was the most partisan bill in US history, surpassing the prior partisanship peak (2009 Recovery and Reinvestment Act) until it was surpassed by the partisanship of the 2021 American Rescue Plan and the 2022 Inflation Reduction Act, both of which were passed without a single GOP "yes" vote in the House or Senate. **So with that context, the CHIPS bill's support from 17 GOP Senators, 24 GOP House members and Trump's former Secretary of State Mike Pompeo can be seen as an outpouring of giddy bipartisanship.**

**What about Chinese reliance on Taiwan?** China accounts for 60% of global semiconductor demand, but only 10% of that demand is met via Chinese production. The other 90% is met through imports and foreign firms producing chips in China. As of 2021, Taiwan accounted for a 70% share of Chinese chip consumption: TSMC produces 10% of China's chips in its factories in Nanjing and Shanghai, and exports the remaining 60% from Taiwan. **There may be no example anywhere in the world of one country so reliant on another for a specific high-value import.** That 70% reliance figure dwarfs Europe's prewar reliance on Russian energy (around 25% of total European energy consumption in 2021). Most Chinese foundries are working on 14-28 nanometer chips while the global leaders like TSMC are already producing at 5-7 nanometers.

More background<sup>2</sup>: the most advanced and most profitable chips of 10, 7, 5, and 3 nm are difficult and costly to fabricate and can only be made by machines designed and built by ASML (Netherlands) using a process called extreme ultraviolet photolithography (EUV). Because of their complexity, ASML only produces 45-55 such machines per year. Advanced chip foundries require a clean room that is 10,000x cleaner than a hospital surgical room. The chip etching process, parts of which are done in a pure nitrogen environment, can take weeks operating 24 hours a day and involve 700 separate steps, many of them repeated. Completing all necessary steps in the value chain may involve multiple air flights back and forth over thousands of miles to sites with specialized capabilities. These foundries require exotic chemicals, gasses, rare metals, materials and components from thousands of companies and dozens of countries.

**TSMC semiconductor capabilities**



Source: TSMC. 2022.

<sup>2</sup> "Semiconductors and Taiwan's Silicon Shield", Stimson Center, August 2022

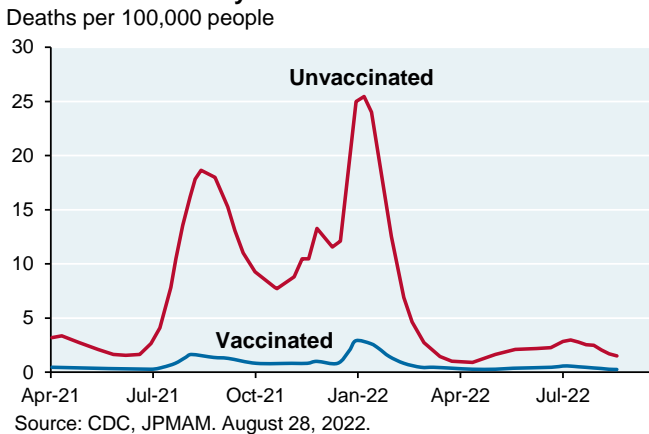


**#3: The remarkable success of mRNA vaccines in reducing mortality risk for people interested in taking them**

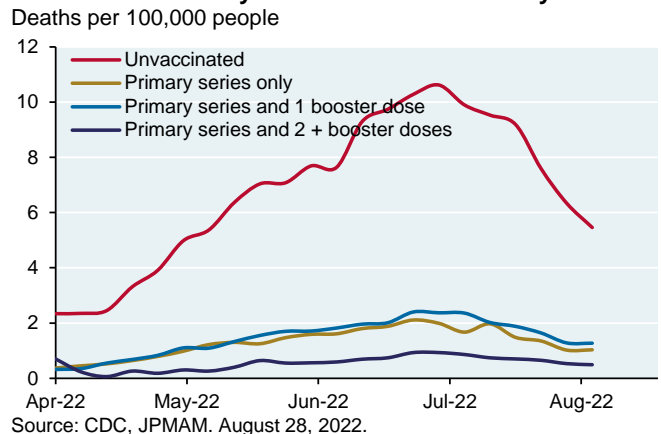
The latest COVID variants are showing signs of increased resistance to existing treatments<sup>3</sup>, the bivalent booster derived from the original variant and BA.5 only has 12%-15% uptake (the US ranks 73<sup>rd</sup> in the world on boosters per 100 residents), and vaccine-induced and infection-induced immunity is waning. And as we all know by now, current mRNA vaccines are not highly effective at preventing infection and transmission, only at preventing hospitalization and mortality. What the world needs: nasal vaccine delivery which might do a better job preventing transmission and infection, and pan-coronavirus vaccines that are not variant-specific.

**That said, I'm still very thankful for US mRNA vaccines, including the mRNA-1273 versions I have been receiving.** They have saved a lot of lives in the US and elsewhere, and according to the Brown School of Public Health, they could have saved more lives if vaccination uptake were higher<sup>4</sup>. That is all. Happy Thanksgiving.

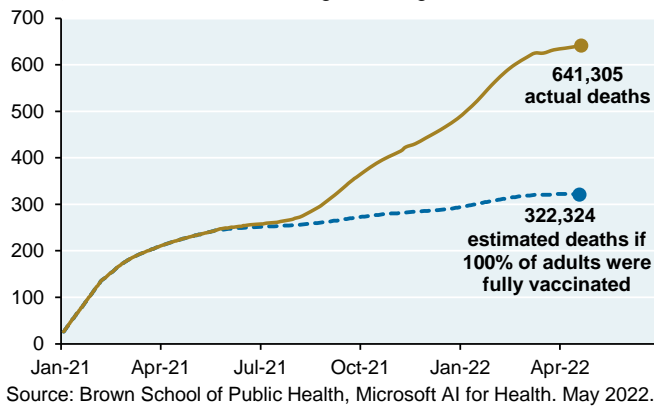
**US COVID deaths by vaccination status: 6+ months old**



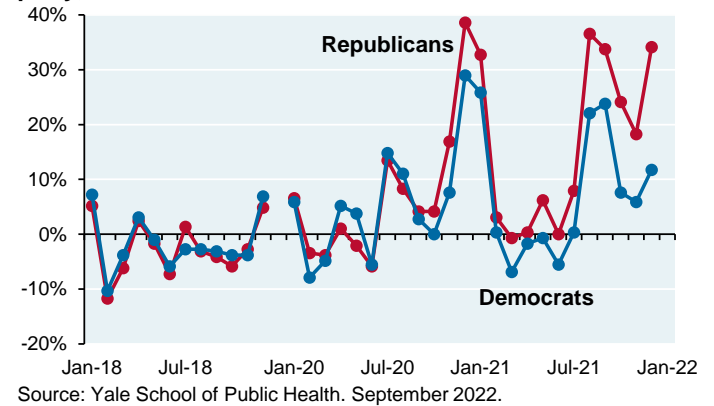
**US COVID deaths by vaccination status: 50+ years old**



**Preventable US COVID-19 deaths from Jan 2021 to April 2022, Cumulative deaths among adults age 18 and older, thousands**



**Age-adjusted all-cause excess death rates by registered party, Percent**



<sup>3</sup> The **latest COVID variants** (BQ.1.1 and XBB) are more resistant to Bebtelovimab (the only monoclonal antibody let that worked against Omicron), and to Evusheld, the antibody mix used for immune compromised people

<sup>4</sup> Any cross-country analysis of vaccination and COVID mortality is only as good as its reported COVID data. Many developing countries have poor data collection (over 100 countries do not track or publish COVID deaths at all). As a result, **the only sensible approach would be to use “all-cause mortality” statistics instead.** High income country excess death rates are 1.3x higher than reported COVID death rates; in middle income countries, 3x higher; and in lower income countries, 6x higher. See: *“Exploring the Gap between Excess Mortality and COVID Deaths in 67 Countries”*, San Marchi (University of Bologna) et al, JAMA Network Global Health Research Letter, July 2021, and *“The pandemic’s true death toll: millions more than official counts”*, Nature, January 2022

**IMPORTANT INFORMATION**

This report uses rigorous security protocols for selected data sourced from Chase credit and debit card transactions to ensure all information is kept confidential and secure. All selected data is highly aggregated and all unique identifiable information, including names, account numbers, addresses, dates of birth, and Social Security Numbers, is removed from the data before the report's author receives it. The data in this report is not representative of Chase's overall credit and debit cardholder population.

The views, opinions and estimates expressed herein constitute Michael Cembalest's judgment based on current market conditions and are subject to change without notice. Information herein may differ from those expressed by other areas of J.P. Morgan. This information in no way constitutes J.P. Morgan Research and should not be treated as such.

The views contained herein are not to be taken as advice or a recommendation to buy or sell any investment in any jurisdiction, nor is it a commitment from J.P. Morgan or any of its subsidiaries to participate in any of the transactions mentioned herein. Any forecasts, figures, opinions or investment techniques and strategies set out are for information purposes only, based on certain assumptions and current market conditions and are subject to change without prior notice. All information presented herein is considered to be accurate at the time of production. This material does not contain sufficient information to support an investment decision and it should not be relied upon by you in evaluating the merits of investing in any securities or products. In addition, users should make an independent assessment of the legal, regulatory, tax, credit and accounting implications and determine, together with their own professional advisers, if any investment mentioned herein is believed to be suitable to their personal goals. Investors should ensure that they obtain all available relevant information before making any investment. It should be noted that investment involves risks, the value of investments and the income from them may fluctuate in accordance with market conditions and taxation agreements and investors may not get back the full amount invested. Both past performance and yields are not reliable indicators of current and future results.

Non-affiliated entities mentioned are for informational purposes only and should not be construed as an endorsement or sponsorship of J.P. Morgan Chase & Co. or its affiliates.

**For J.P. Morgan Asset Management Clients:**

J.P. Morgan Asset Management is the brand for the asset management business of JPMorgan Chase & Co. and its affiliates worldwide.

To the extent permitted by applicable law, we may record telephone calls and monitor electronic communications to comply with our legal and regulatory obligations and internal policies. Personal data will be collected, stored and processed by J.P. Morgan Asset Management in accordance with our privacy policies at <https://am.jpmorgan.com/global/privacy>.

**ACCESSIBILITY**

For U.S. only: If you are a person with a disability and need additional support in viewing the material, please call us at 1-800-343-1113 for assistance.

This communication is issued by the following entities:

In the United States, by J.P. Morgan Investment Management Inc. or J.P. Morgan Alternative Asset Management, Inc., both regulated by the Securities and Exchange Commission; in Latin America, for intended recipients' use only, by local J.P. Morgan entities, as the case may be.; in Canada, for institutional clients' use only, by JPMorgan Asset Management (Canada) Inc., which is a registered Portfolio Manager and Exempt Market Dealer in all Canadian provinces and territories except the Yukon and is also registered as an Investment Fund Manager in British Columbia, Ontario, Quebec and Newfoundland and Labrador. In the United Kingdom, by JPMorgan Asset Management (UK) Limited, which is authorized and regulated by the Financial Conduct Authority; in other European jurisdictions, by JPMorgan Asset Management (Europe) S.à r.l. In Asia Pacific ("APAC"), by the following issuing entities and in the respective jurisdictions in which they are primarily regulated: JPMorgan Asset Management (Asia Pacific) Limited, or JPMorgan Funds (Asia) Limited, or JPMorgan Asset Management Real Assets (Asia) Limited, each of which is regulated by the Securities and Futures Commission of Hong Kong; JPMorgan Asset Management (Singapore) Limited (Co. Reg. No. 197601586K), which this advertisement or publication has not been reviewed by the Monetary Authority of Singapore; JPMorgan Asset Management (Taiwan) Limited; JPMorgan Asset Management (Japan) Limited, which is a member of the Investment Trusts Association, Japan, the Japan Investment Advisers Association, Type II Financial Instruments Firms Association and the Japan Securities Dealers Association and is regulated by the Financial Services Agency (registration number "Kanto Local Finance Bureau (Financial Instruments Firm) No. 330"); in Australia, to wholesale clients only as defined in section 761A and 761G of the Corporations Act 2001 (Commonwealth), by JPMorgan Asset Management (Australia) Limited (ABN 55143832080) (AFSL 376919). For all other markets in APAC, to intended recipients only.

**For J.P. Morgan Private Bank Clients:****ACCESSIBILITY**

J.P. Morgan is committed to making our products and services accessible to meet the financial services needs of all our clients. Please direct any accessibility issues to the Private Bank Client Service Center at 1-866-265-1727.

**LEGAL ENTITY, BRAND & REGULATORY INFORMATION**

In the **United States**, bank deposit accounts and related services, such as checking, savings and bank lending, are offered by **JPMorgan Chase Bank, N.A.** Member FDIC.

**JPMorgan Chase Bank, N.A.** and its affiliates (collectively "**JPMCB**") offer investment products, which may include bank-managed investment accounts and custody, as part of its trust and fiduciary services. Other investment products and services, such as brokerage and advisory accounts, are offered through **J.P. Morgan Securities LLC ("JPMS")**, a member of [FINRA](#) and [SIPC](#). Annuities are made available through Chase Insurance Agency, Inc. (CIA), a licensed insurance agency, doing business as Chase Insurance Agency Services, Inc. in Florida. JPMCB, JPMS and CIA are affiliated companies under the common control of JPM. Products not available in all states.

In **Germany**, this material is issued by **J.P. Morgan SE**, with its registered office at Taunustor 1 (TaunusTurm), 60310 Frankfurt am Main, Germany, authorized by the Bundesanstalt für Finanzdienstleistungsaufsicht (BaFin) and jointly supervised by the BaFin, the German Central Bank (Deutsche Bundesbank) and the European Central Bank (ECB). In **Luxembourg**, this material is issued by **J.P. Morgan SE – Luxembourg Branch**, with registered office at European Bank and Business Centre, 6 route de Treves, L-2633, Senningerberg, Luxembourg, authorized by the Bundesanstalt für Finanzdienstleistungsaufsicht (BaFin) and jointly supervised by the BaFin, the German Central Bank (Deutsche Bundesbank) and the European Central Bank (ECB); J.P. Morgan SE – Luxembourg Branch is also supervised by the Commission de Surveillance du Secteur Financier (CSSF); registered under R.C.S Luxembourg B255938. In the **United Kingdom**, this material is issued by **J.P. Morgan SE – London Branch**, registered office at 25 Bank Street, Canary Wharf, London E14 5JP, authorized by the Bundesanstalt für Finanzdienstleistungsaufsicht (BaFin) and jointly supervised by the BaFin, the German Central Bank (Deutsche Bundesbank) and the European Central Bank (ECB); J.P. Morgan SE – London Branch is also supervised by the Financial Conduct Authority and Prudential Regulation Authority. In **Spain**, this material is



distributed by **J.P. Morgan SE, Sucursal en España**, with registered office at Paseo de la Castellana, 31, 28046 Madrid, Spain, authorized by the Bundesanstalt für Finanzdienstleistungsaufsicht (BaFin) and jointly supervised by the BaFin, the German Central Bank (Deutsche Bundesbank) and the European Central Bank (ECB); J.P. Morgan SE, Sucursal en España is also supervised by the Spanish Securities Market Commission (CNMV); registered with Bank of Spain as a branch of J.P. Morgan SE under code 1567. In **Italy**, this material is distributed by **J.P. Morgan SE – Milan Branch**, with its registered office at Via Cordusio, n.3, Milan 20123, Italy, authorized by the Bundesanstalt für Finanzdienstleistungsaufsicht (BaFin) and jointly supervised by the BaFin, the German Central Bank (Deutsche Bundesbank) and the European Central Bank (ECB); J.P. Morgan SE – Milan Branch is also supervised by Bank of Italy and the Commissione Nazionale per le Società e la Borsa (CONSOB); registered with Bank of Italy as a branch of J.P. Morgan SE under code 8076; Milan Chamber of Commerce Registered Number: REA MI 2536325. In the **Netherlands**, this material is distributed by **J.P. Morgan SE – Amsterdam Branch**, with registered office at World Trade Centre, Tower B, Strawinskylaan 1135, 1077 XX, Amsterdam, The Netherlands, authorized by the Bundesanstalt für Finanzdienstleistungsaufsicht (BaFin) and jointly supervised by the BaFin, the German Central Bank (Deutsche Bundesbank) and the European Central Bank (ECB); J.P. Morgan SE – Amsterdam Branch is also supervised by De Nederlandsche Bank (DNB) and the Autoriteit Financiële Markten (AFM) in the Netherlands. Registered with the Kamer van Koophandel as a branch of J.P. Morgan SE under registration number 72610220. In **Denmark**, this material is distributed by **J.P. Morgan SE – Copenhagen Branch, filial af J.P. Morgan SE, Tyskland**, with registered office at Kalvebod Brygge 39-41, 1560 København V, Denmark, authorized by the Bundesanstalt für Finanzdienstleistungsaufsicht (BaFin) and jointly supervised by the BaFin, the German Central Bank (Deutsche Bundesbank) and the European Central Bank (ECB); J.P. Morgan SE – Copenhagen Branch, filial af J.P. Morgan SE, Tyskland is also supervised by Finanstilsynet (Danish FSA) and is registered with Finanstilsynet as a branch of J.P. Morgan SE under code 29010. In **Sweden**, this material is distributed by **J.P. Morgan SE – Stockholm Bankfilial**, with registered office at Hamngatan 15, Stockholm, 11147, Sweden, authorized by the Bundesanstalt für Finanzdienstleistungsaufsicht (BaFin) and jointly supervised by the BaFin, the German Central Bank (Deutsche Bundesbank) and the European Central Bank (ECB); J.P. Morgan SE – Stockholm Bankfilial is also supervised by Finansinspektionen (Swedish FSA); registered with Finansinspektionen as a branch of J.P. Morgan SE. In **France**, this material is distributed by **JPMCB, Paris branch**, which is regulated by the French banking authorities Autorité de Contrôle Prudentiel et de Résolution and Autorité des Marchés Financiers. In **Switzerland**, this material is distributed by **J.P. Morgan (Suisse) SA**, with registered address at rue de la Confédération, 8, 1211, Geneva, Switzerland, which is authorised and supervised by the Swiss Financial Market Supervisory Authority (FINMA), as a bank and a securities dealer in Switzerland. Please consult the following link to obtain information regarding J.P. Morgan's EMEA data protection policy: <https://www.jpmorgan.com/privacy>.

In **Hong Kong**, this material is distributed by **JPMCB, Hong Kong branch**. JPMCB, Hong Kong branch is regulated by the Hong Kong Monetary Authority and the Securities and Futures Commission of Hong Kong. In Hong Kong, we will cease to use your personal data for our marketing purposes without charge if you so request. In **Singapore**, this material is distributed by **JPMCB, Singapore branch**. JPMCB, Singapore branch is regulated by the Monetary Authority of Singapore. Dealing and advisory services and discretionary investment management services are provided to you by JPMCB, Hong Kong/Singapore branch (as notified to you). Banking and custody services are provided to you by JPMCB Singapore Branch. The contents of this document have not been reviewed by any regulatory authority in Hong Kong, Singapore or any other jurisdictions. You are advised to exercise caution in relation to this document. If you are in any doubt about any of the contents of this document, you should obtain independent professional advice. For materials which constitute product advertisement under the Securities and Futures Act and the Financial Advisers Act, this advertisement has not been reviewed by the Monetary Authority of Singapore. JPMorgan Chase Bank, N.A. is a national banking association chartered under the laws of the United States, and as a body corporate, its shareholder's liability is limited.

With respect to countries in **Latin America**, the distribution of this material may be restricted in certain jurisdictions. We may offer and/or sell to you securities or other financial instruments which may not be registered under, and are not the subject of a public offering under, the securities or other financial regulatory laws of your home country. Such securities or instruments are offered and/or sold to you on a private basis only. Any communication by us to you regarding such securities or instruments, including without limitation the delivery of a prospectus, term sheet or other offering document, is not intended by us as an offer to sell or a solicitation of an offer to buy any securities or instruments in any jurisdiction in which such an offer or a solicitation is unlawful. Furthermore, such securities or instruments may be subject to certain regulatory and/or contractual restrictions on subsequent transfer by you, and you are solely responsible for ascertaining and complying with such restrictions. To the extent this content makes reference to a fund, the Fund may not be publicly offered in any Latin American country, without previous registration of such fund's securities in compliance with the laws of the corresponding jurisdiction. Public offering of any security, including the shares of the Fund, without previous registration at Brazilian Securities and Exchange Commission— CVM is completely prohibited. Some products or services contained in the materials might not be currently provided by the Brazilian and Mexican platforms.

JPMorgan Chase Bank, N.A. (JPMCBNA) (ABN 43 074 112 011/AFS Licence No: 238367) is regulated by the Australian Securities and Investment Commission and the Australian Prudential Regulation Authority. Material provided by JPMCBNA in Australia is to "wholesale clients" only. For the purposes of this paragraph the term "wholesale client" has the meaning given in section 761G of the Corporations Act 2001 (Cth). Please inform us if you are not a Wholesale Client now or if you cease to be a Wholesale Client at any time in the future.

JPMorgan Chase Bank, N.A. (JPMCBNA) (ABN 43 074 112 011/AFS Licence No: 238367) is regulated by the Australian Securities and Investment Commission and the Australian Prudential Regulation Authority. Material provided by JPMCBNA in Australia is to "wholesale clients" only. For the purposes of this paragraph the term "wholesale client" has the meaning given in section 761G of the Corporations Act 2001 (Cth). Please inform us if you are not a Wholesale Client now or if you cease to be a Wholesale Client at any time in the future.

JPMS is a registered foreign company (overseas) (ARBN 109293610) incorporated in Delaware, U.S.A. Under Australian financial services licensing requirements, carrying on a financial services business in Australia requires a financial service provider, such as J.P. Morgan Securities LLC (JPMS), to hold an Australian Financial Services Licence (AFSL), unless an exemption applies. **JPMS is exempt from the requirement to hold an AFSL under the Corporations Act 2001 (Cth) (Act) in respect of financial services it provides to you, and is regulated by the SEC, FINRA and CFTC under U.S. laws, which differ from Australian laws.** Material provided by JPMS in Australia is to "wholesale clients" only. The information provided in this material is not intended to be, and must not be, distributed or passed on, directly or indirectly, to any other class of persons in Australia. For the purposes of this paragraph the term "wholesale client" has the meaning given in section 761G of the Act. Please inform us immediately if you are not a Wholesale Client now or if you cease to be a Wholesale Client at any time in the future.

This material has not been prepared specifically for Australian investors. It:

- May contain references to dollar amounts which are not Australian dollars;
- May contain financial information which is not prepared in accordance with Australian law or practices;
- May not address risks associated with investment in foreign currency denominated investments; and
- Does not address Australian tax issues.