

Redacted: Straight talk from the CEO front lines on Liberation Day

"There will be a little disturbance, but we're OK with that...it won't be much", President Trump, 2025

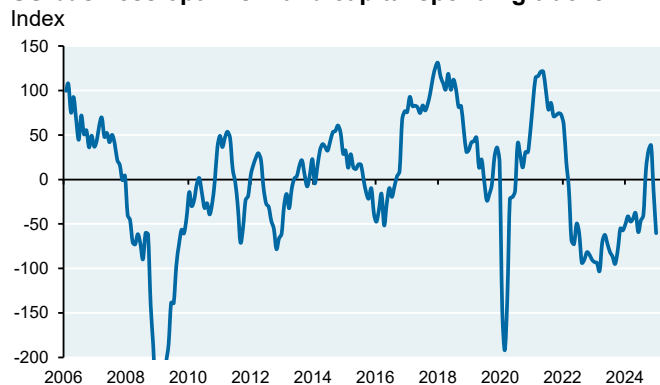
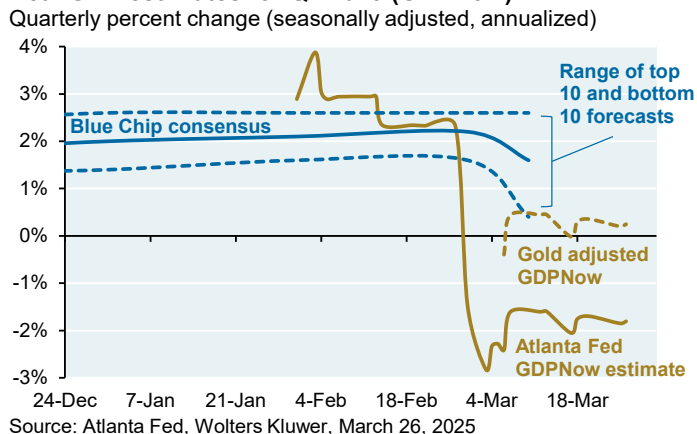
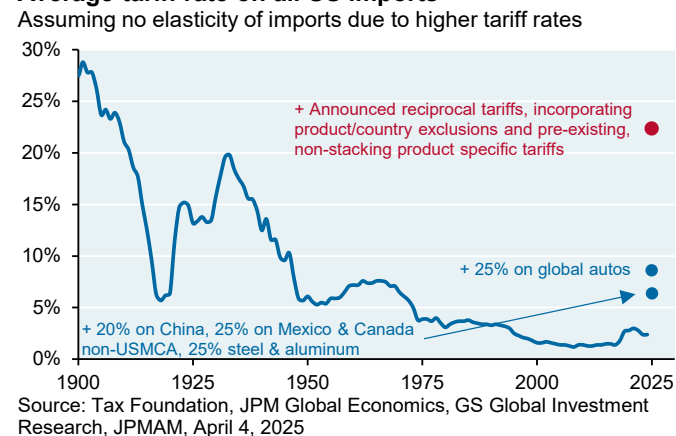
"The tariff gun will always be loaded and on the table but rarely discharged", Treasury Sec. Scott Bessent, 2024

"Most gun accidents occur in the home", Journal of Pediatric Surgery, 2025

Not much has changed since our January Outlook in which I wrote that the Alchemists were looking to break something, and that I expected a 10%-15% market decline to occur this year (i.e., S&P 500 @ 5200). If anything, the Administration is taking a bigger sledgehammer to the status quo than I had anticipated. Business optimism has rolled over, so has our preferred leading indicator (new orders less inventories), Q1 GDP growth estimates have declined to ~0.5% (after excluding the impact of surging gold prices in Q1 and many producer price and consumer price surveys are rising again (see Trump Tracker linked above).

With Liberation Day here, tariffs are set to reach the highest levels in 100 years once the implementation phase is completed. In what economists around the world are describing as "insane", "crazy" and "embarrassing", instead of basing reciprocal tariff rates on some combination of bilateral tariff differentials, VAT taxes and non-tariff barriers (see chart on page 5), reciprocal tariff rates have apparently been set by using the formula **MAX(10%, (imports-exports)/(imports * k))**, where **k=1 since they conveniently assume elasticity of import prices to tariffs of 0.25 and a price elasticity of import demand of 4, and then divided by 2 "just because"**

Reciprocal tariffs exclude products subject to sectoral tariffs, including some not yet announced: steel, aluminum, autos, copper, lumber, pharmaceuticals, semiconductors, critical minerals and energy products; and are also not applied to \$3.5 bn in US imports from Russia for reasons left to your collective imaginations. According to our estimates, the incremental reciprocal tariff rate impact would be a staggering 15%, driving the total rate to around 23% vs just 2.5% at the start of the year. I have difficulty believing that tariff rates this high could be sustained for long. Below we show tariff duties as a % of imports; tariffs as a share of GDP appear on page 6.

US business optimism and capital spending tracker**ISM new orders less inventories****Real GDP estimates for Q1 2025 (GDPNow)****Average tariff rate on all US imports**

Tariff increases are likely central to the decline in business optimism (one estimate: they're equal to a doubling of the corporate tax rate), and there's a chance that tariffs will only be in place for a short time depending on the response of US trading partners. In other words, the next phase either involves (a) trading partners providing sufficient concessions to the White House so that tariffs are temporary, or (b) an escalating tariff conflict that could cause damage to the global economy. On (a), some commentators see unprecedented German promises of increased defense and infrastructure spending as proof that US policy is already driving the kind of global rebalancing the White House is seeking. In any case, the odds of (a) vs (b) are very tough to call right now.

That said, I don't think tariffs are the only issue causing US CEO business confidence to decline. I believe the following issues are also negatively impacting CEO confidence and capital spending plans on the front lines, so let's talk about them frankly. Some of these items may be partially redacted due to [REDACTED]:

- The White House issued a series of executive orders targeting [REDACTED] solely due to prior employees of these firms [REDACTED]. The orders call for a review to determine if the [REDACTED] and employees of the firm should be stripped, and a review of federal contracts [REDACTED]. The orders also seek to limit [REDACTED] hiring [REDACTED], their access [REDACTED] and [REDACTED] with [REDACTED] personnel
- Trump has stated that [REDACTED] engage in "grossly unethical misconduct" and issued a memorandum to the attorney general and secretary of homeland security, directing them to seek sanctions and file ethics complaints against [REDACTED]
- The [REDACTED] issued condemnations and called for congressional action. In response, the Administration began prohibiting [REDACTED] and is threatening its [REDACTED]. The WSJ wrote that "Mr. Trump's decision to use government power to punish [REDACTED] going back to John Adams and the Founders"
- Some targeted [REDACTED] firms have [REDACTED], creating the perception for CEOs that there is a [REDACTED] system in Washington. [REDACTED] agreed to end its [REDACTED], acknowledged [REDACTED] and agreed to spend \$40 million [REDACTED] causes that [REDACTED] supports
- The new chair of the [REDACTED] has been writing directly to the largest media [REDACTED] CEOs, accusing them of eroding [REDACTED], threatening [REDACTED] and challenging their [REDACTED]. Prior [REDACTED] commissioners under Bush have expressed alarm at what's going on, claiming that the new chair is already [REDACTED]. Last year, the President suggested that broadcasters [REDACTED] should lose their licenses
- The Administration warned the CEOs of [REDACTED] that the White House would not look favorably on them if they raised prices in the wake of tariff increases, which some perceived [REDACTED]; the President now states that he does not care if [REDACTED] prices increase
- At the end of last year, Wall Street was hoping for a revival in M&A activity. However, TMT M&A activity is down 40% from the same January to March 10 period in 2024, and overall M&A activity is down 20%. One large deal has been delayed by Trump's [REDACTED], while another cable network spinoff is impacted by [REDACTED] investigations by the [REDACTED]
- Last year the President stated that [REDACTED], one of the largest companies in the US by market cap, might have to be "shut down" in response to its [REDACTED] results and [REDACTED], suggested that its Section [REDACTED] protections might be withdrawn, and mentioned the possibility of [REDACTED] prosecution
- The White House pardoned the CEO of [REDACTED] after [REDACTED] a \$1.8 mm donation to [REDACTED], suggesting that [REDACTED] medieval indulgences; the CEO was represented by [REDACTED]. The White House also fired a US Attorney in Los Angeles who was investigating a CEO that was [REDACTED]
- To add to the generalized sense of [REDACTED], both [REDACTED] and [REDACTED] called for the impeachment of judges that [REDACTED], resulting in a rare rebuke from [REDACTED]. Speaker Mike Johnson then floated the idea of eliminating [REDACTED]. For what it's worth, I find historical analogies comparing [REDACTED] to Maximilien Robespierre to be very compelling

- Around 20% of construction workers are undocumented and their contribution is even higher in residential construction while home affordability is close to an all-time low. The [REDACTED] Builders and Contractors group welcomes Trump's deregulation, pro-growth agenda but argues for more immigrant work visas rather than less, while the [REDACTED] of Houston said people who think the country can thrive without undocumented immigrants "don't live in the real world". [REDACTED] warns that agricultural labor shortages and rising costs are already straining farmers from Florida to Washington State; ~42% of US farmworkers are undocumented. The state of [REDACTED] proposed relaxing child labor laws to deal with potential shortfalls of ag workers
- The Administration is cutting 20,000 jobs at [REDACTED] and scaling back the [REDACTED] at a time when measles is [REDACTED] and avian flu is [REDACTED]. The White House cancelled funding for studies of antivirals and vaccines, as well as grants to track infectious diseases
- RFK Jr hired someone who believes that [REDACTED] causes autism to do a study on the topic, after which the FDA's top vaccine regulator was forced to resign. [REDACTED] cited what he called RFK Jr.'s efforts to spread [REDACTED]: "it has become clear that truth and transparency are [REDACTED], but rather he wishes subservient confirmation of his [REDACTED]". As the WSJ concluded: "Our worst fears about Mr. Kennedy are coming true" as the CDC is being systematically gutted
- [REDACTED]'s departure at the FDA follows the exit of the head of the FDA's drug evaluation unit two months ago, leaving the biotech industry in a state of limbo regarding future drug evaluations and approvals. FDA staff are also struggling to meet drug and medical device product review deadlines after DOGE layoffs, according to [REDACTED]
- Pharma shares have also declined due to fears they will be included in tariff plans even though historically, the sector has been exempt; the surge in the US pharma deficit resulting from corporate profit shifting took place after Trump's own [REDACTED] set a [REDACTED] tax on global [REDACTED] income. In other words, the Administration does not [REDACTED] the [REDACTED] consequences of its prior policies
- Cuts to the IRS have been so severe that Treasury Department and IRS officials predict a decrease of more than [REDACTED] billion
- The Administration sent letters to the CEOs of non-US companies warning them to comply with an executive order banning [REDACTED]. The letter asserted that the order applied to companies outside the US if they were a supplier or service provider to the US government
- The Administration launched an aggressive campaign to take control of the autonomous territory of [REDACTED] from [REDACTED], a staunch ally that joined NATO in 1949. While the President has refused to take armed intervention off the table, the Vice President said that military force would not be necessary since [REDACTED], even though 85% of the local population has made it clear they have no interest in becoming [REDACTED]....and who can blame them at this point
- The Administration opened up a series of trade and other disputes with [REDACTED], after the President [REDACTED] tweeted that the US provides \$200 bn in annual subsidies...the bulk of which are not subsidies at all but the result of bilateral energy deficits (which result from the need for heavy, sour crude required by US refineries, as opposed to light sweet crude from shale formations)...and with the President [REDACTED] alleging that [REDACTED] is a major transit point for [REDACTED] despite the country representing just 0.2% of seizures

In other words, it's impossible for CEOs to know where a [REDACTED] and [REDACTED] President will [REDACTED], and if their industry will be [REDACTED]. The good news: at least researchers and investment professionals can voice concerns about the possibly negative consequences of such policies for investment, capital spending, valuations and growth without any fear of [REDACTED] against [REDACTED] or [REDACTED]....

¹ There's a Senate bill sponsored by [REDACTED] that would end the emergency declaration used to apply tariffs on [REDACTED]. It probably has little chance in the House and the President would almost certainly veto it, but the President nevertheless [REDACTED] four GOP Senators thinking of voting for it in a highly [REDACTED] post, accusing them of having [REDACTED] Syndrome and being indifferent to US [REDACTED]

We're probably near peak policy uncertainty and as a reminder, even if tariffs stick around, they are one-time rather than perpetual hits to growth and inflation. Eventually, infrastructure permitting reform and banking deregulation may also provide offsetting boosts to growth. One example: excluding US Treasuries from bank Supplementary Leverage Ratio calculations would boost bank capital on average by 57 basis points and reduce leverage by ~\$2 trillion, part of which could be recycled into growth. The Boston Fed also found that relaxing SLR constraints could improve US Treasury market depth and liquidity². There should also be benefits from any new incremental foreign direct investment into the US that the Administration negotiates³.

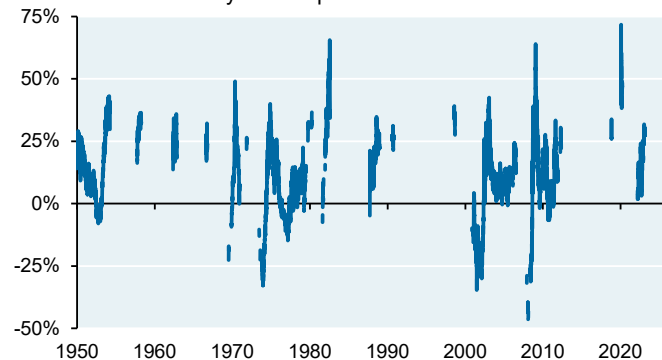
If there is a greater correction in response to reciprocal tariffs, investing after a 15% S&P 500 peak-to-trough decline (should that occur) has a good track record, as shown below on the left. But the unorthodoxies of the present are new to me; I have never had to [REDACTED] a piece before, other than one I wrote on the likelihood of a COVID lab leak in 2021 (a piece that was fully [REDACTED] and never published) and a piece I drafted on [REDACTED] and then shelved last week. I am really looking forward to fishing season.

Michael Cembalest
JP Morgan Asset Management

First chart: the one-year return realized by investing in the S&P 500 index on every day after a 15% drawdown has already occurred. Average return since 1950: 12%, with a standard deviation of 16%. **Second chart:** the increase in bank supplementary leverage capital requirement ratios assuming that US Treasuries are removed from SLR calculations.

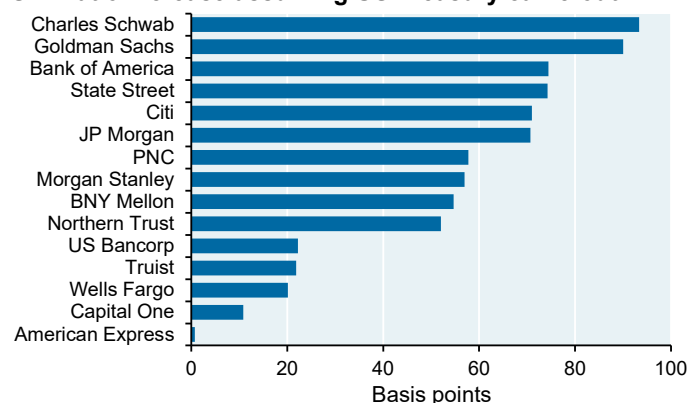
Realized return by investing in the S&P 500 on each day after a 15% drawdown has already occurred

Percent return after 1 year has passed since drawdown



Source: Bloomberg, JPMAM, April 1, 2025

SLR ratio increase assuming US Treasury carve-out



Source: US bank Q4 2024 FR Y-9C reports, FFIEC 101 reports, Risk Quantum

Note: three trade and tariff appendixes follow (2018-2019 tariff takeaways, the impact of non-tariff barriers, the tenuous connection between trade deficits and manufacturing employment and the Mar-a-Lago Accord)

Reciprocal tariff rates on select countries announced by the White House on April 2, 2025

Country	Recip rate	Imports	Country	Recip rate	Imports	Country	Recip rate	Imports	Country	Recip rate	Imports	Country	Recip rate	Imports
Cambodia	49%	\$13,360,000,000	China	34%	\$462,620,000,000	Japan	24%	\$152,070,000,000	Brazil	10%	\$44,180,000,000	New Zealand	10%	\$5,860,000,000
Laos	48%	\$849,740,000	Taiwan	32%	\$116,300,000,000	Malaysia	24%	\$53,850,000,000	Singapore	10%	\$43,550,000,000	Argentina	10%	\$7,410,000,000
Madagascar	47%	\$753,230,000	Indonesia	32%	\$29,550,000,000	Ivory Coast	21%	\$1,050,000,000	Chile	10%	\$17,410,000,000	Ecuador	10%	\$9,100,000,000
Vietnam	46%	\$142,480,000,000	Switzerland	31%	\$64,000,000,000	EU	20%	\$605,800,000,000	Australia	10%	\$16,570,000,000	Guatemala	10%	\$5,460,000,000
Sri Lanka	44%	\$3,160,000,000	South Africa	30%	\$14,820,000,000	Jordan	20%	\$3,440,000,000	Turkey	10%	\$17,800,000,000	Honduras	10%	\$5,800,000,000
Myanmar	44%	\$683,250,000	Pakistan	29%	\$5,470,000,000	Nicaragua	18%	\$4,770,000,000	Colombia	10%	\$18,430,000,000	Egypt	10%	\$2,720,000,000
Bangladesh	37%	\$8,780,000,000	Tunisia	28%	\$1,150,000,000	Israel	17%	\$22,520,000,000	Peru	10%	\$10,010,000,000	Saudi Arabia	10%	\$13,190,000,000
Serbia	37%	\$877,270,000	Kazakhstan	27%	\$2,410,000,000	Philippines	17%	\$14,590,000,000	Costa Rica	10%	\$12,010,000,000	El Salvador	10%	\$2,410,000,000
Botswana	37%	\$415,010,000	India	26%	\$91,230,000,000	Norway	15%	\$6,880,000,000	Dominican Republic	10%	\$7,730,000,000	Trinidad and Tobago	10%	\$3,490,000,000
Thailand	36%	\$66,010,000,000	South Korea	25%	\$135,460,000,000	United Kingdom	10%	\$68,830,000,000	United Arab Emirates	10%	\$7,800,000,000	Morocco	10%	\$1,980,000,000

Source: Trading Economics, White House, April 2025

² "Relaxing Dealer Risk Constraints Can Make the Treasury Market More Liquid", Boston Fed, March 2025

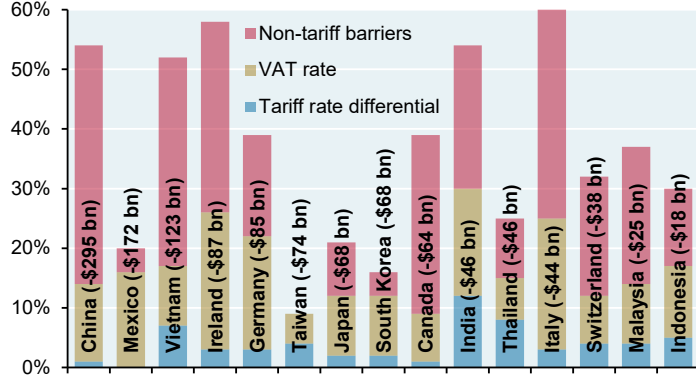
³ Examples: Apple has committed \$500 bn over 4 years, and the Stargate project led by OpenAI/Oracle/Softbank pledged a similar amount, although the initial investment is closer to \$100 bn. Eli Lilly has pledged \$27 bn, but some of that was pre-existing.

Appendix A: Non-tariff barriers can dwarf the impact of actual tariff rates

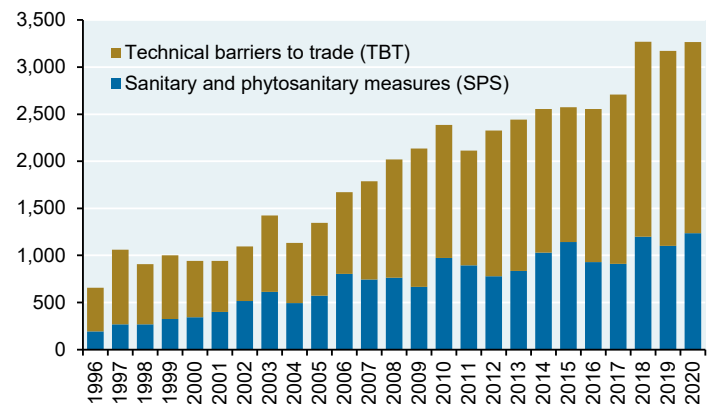
A recent Bloomberg article⁴ showed the sum total of tariff rate differentials, VAT rates and non-tariff barriers for 15 countries with the largest trade deficits with the US. I'm still totally puzzled by the inclusion of VAT taxes since they apply to domestic companies as well in countries that apply them, and therefore don't understand why they would be included in a list of "tariff grievances". But **non-tariff barriers (NTBs) are a big deal**, and something I have written about before. Trade economists convert the impact of non-tariff measures into tariff-equivalent rates for purposes of comparison, and as shown below, the impact of these measures can be quite large and have been rising over time.

Barriers to trade with the US largest trade deficit partners

Percent, countries in order of size of bilateral trade deficit with the US



Source: Bloomberg, JPMAM, March 2025

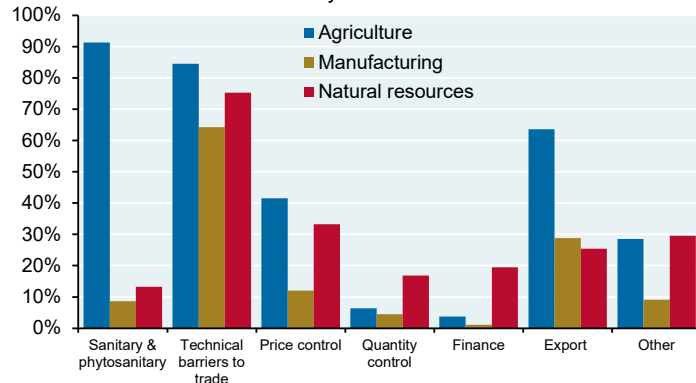
Number of new global non-tariff policy measures

Source: WTO, ITC, JPMAM, 2021

The President's February 13 memo on reciprocal tariffs calls for his policy to address such NTBs: "sanitary and phytosanitary measures, technical barriers to trade, government procurement, export subsidies, lack of intellectual property protection, digital trade barriers and government-tolerated anticompetitive conduct of state-owned or private firms". The agricultural sector where most trade is subject to sanitary and technical barriers is more regulated than manufacturing or natural resources. That said, ~70% of manufacturing and natural resources trade is impacted by one or more NTBs. The bottom line: when a country wants to restrict the flow of imports, it has a lot of tools other than tariff rates. Note in the last chart that the US is no saint when it comes to NTBs; the 2023 Trade Barrier Index includes tariff rates, NTBs and services restrictions and shows the US squarely in the middle of the pack when compared to the 15 countries shown above.

Non-tariff barriers in international trade

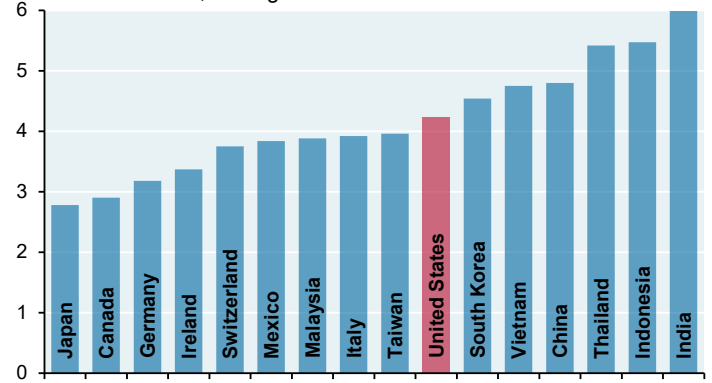
Percent of world trade affected by barrier



Source: UNCTAD, ITC, WTO, JPMAM, 2024

US vs largest trade deficit partners trade barrier index

Trade barrier index, 6 = highest barriers



Source: International Trade Barrier Index, JPMAM, 2023

⁴ "Trump's Tariffs Set to Make History and Break System He Loathes", Bloomberg, March 31, 2025

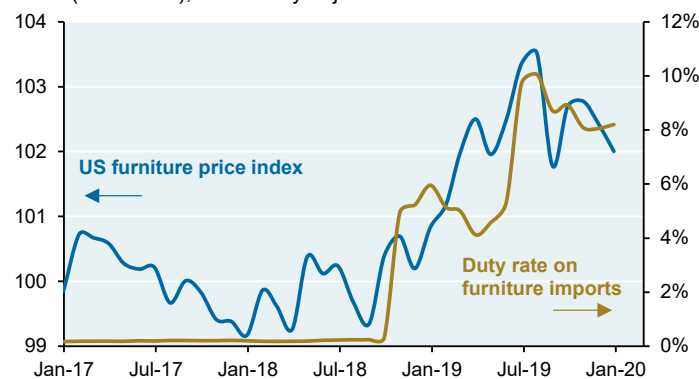
Appendix B: post-mortem on 2018-2019 tariffs; 2025 tariff rates as a share of imports

When thinking about tariffs, it's important to look at the big picture as well as the affected industry itself. While steel tariffs created 1,000 jobs for steelmakers protected by tariffs, they reduced employment by 75,000 in steel-using industries such as autos and construction as prices rose and sales fell⁵. Similarly, in all industries affected by Trump tariffs, duties boosted factory employment by 0.4% but reduced payrolls by 2% due to rising overall costs and retaliatory tariffs⁶.

We can also take a closer look at both furniture and appliance sectors. In 2019, the US raised tariffs on Chinese furniture. There was almost a 1:1 increase in furniture prices, and US domestic furniture production declined. This is the opposite of what the Administration believed would happen.

US furniture price index & duty rate for furniture imports

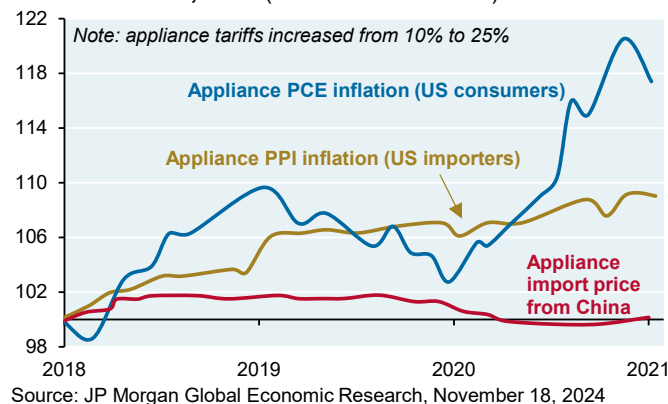
Index (100=2017), seasonally adjusted

**Industrial production for furniture & related products**

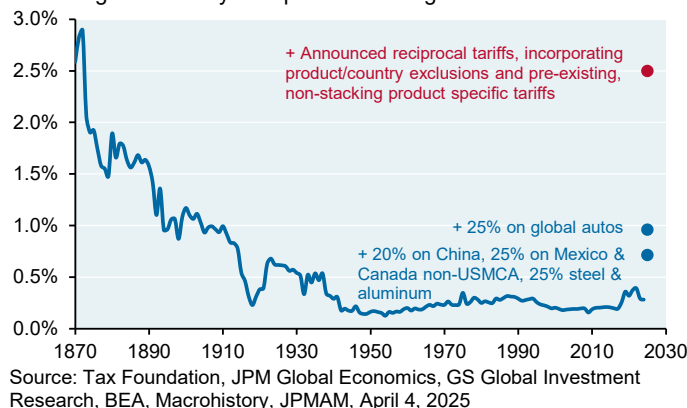
Index (100=2017), seasonally adjusted



The same is true when looking at tariffs on Chinese appliances. US importers and consumers paid the price, rather than Chinese appliance manufacturers whose prices remained stable.

Last chart: tariff scenarios on page 1 shown as a share of GDP.**US importers/consumers absorbed cost of 2018 appliance tariffs on China, Index (100 = December 2017)****Tariff duty share of GDP since the Civil War**

Assuming no elasticity of imports due to higher tariff rates



⁵ "Steel Tariffs and US Jobs Revisited", Russ (UC Davis) and Cox (Harvard), February 6, 2020

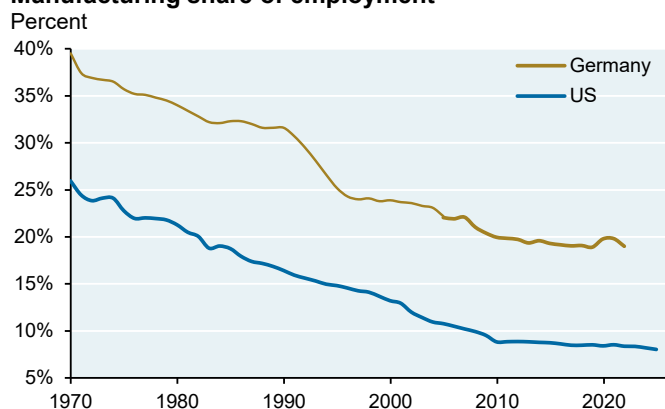
⁶ "Disentangling the Effects of the 2018-2019 Tariffs on a Globally Connected US Manufacturing Sector", Federal Reserve Board, August 2024

Appendix C: declining US manufacturing employment shares, trade deficits and the Mar-a-Lago Accord

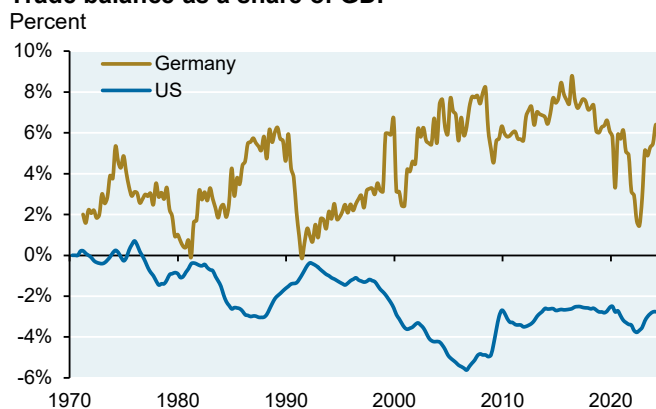
One of the key premises of the Mar-a-Lago Accord (see below) is that the decline in the share of US manufacturing employment is directly and primarily a consequence of chronic US trade deficits. As a result, if the US trade deficit were eliminated, the manufacturing share of employment would presumably rise sharply.

I agree with parts of this premise, but not all of it. There are a lot of factors affecting manufacturing employment other than competitive terms of trade, such as robotics and other efficiency improvements in manufacturing⁷. The same trend took place in the US with respect to agriculture: from 1948 to 2017, total farm output almost tripled though total labor hours worked in the farm sector declined more than 80%.

Case in point: Germany has been running a trade surplus for decades and suffered roughly the same percentage decline in manufacturing's share of employment as the US. Some estimates suggest that even if the US deficit in manufactured goods were eliminated, the US manufacturing share of employment would only rise by ~2.5%⁸. So, go ahead and restructure the global trading system by addressing its inequities but be realistic about the potential for a rebound in the manufacturing share of employment.

Manufacturing share of employment

Source: Bloomberg, BLS, OECD, JPMAM, 2024

Trade balance as a share of GDP

Source: Bloomberg, BEA, German Federal Statistic Office, JPMAM, Dec 2024

Higher tariffs may be part of a broader plan attributed to Stephan Miran at the Council of Economic Advisors in which the global trading system is restructured (Mar-a-Lago Accord)⁹. Key elements other than tariffs include a weaker dollar, restructuring of foreign central bank Treasury holdings into long-dated zero-coupon bonds, a US sovereign wealth fund (that would now presumably include crypto as a windfall to certain [REDACTED]) and higher allied defense spending in exchange for US security guarantees. I applauded the out-of-the-box thinking involved given the impact of globalization on US industrial production and manufacturing, but there are a myriad of risks that a highly skilled policy team would have to navigate, including painful economic adjustments in the early stages of the restructuring...even if it would work in the long run.

In his response to Miran's proposals, Maurice Obstfeld from Berkeley demonstrates that Miran is incorrect in his belief that the US\$ being the global reserve currency means the US must supply excess reserves to the world which results in a fiscal and current account deficit. Obstfeld shows that marginal US\$ reserve accumulation has been falling for more than a decade, yet US fiscal and current account deficits have persisted¹⁰.

⁷ One analysis of manufacturing job losses found of the 5.6 mm jobs lost from 2000 to 2010, 4.9 mm were lost due to productivity increases and 750k due to trade and offshoring (source: Michael J. Hicks, Center for Business and Economic Research, Miller College of Business, Ball State University, June 2015). Other studies find much greater attributions to trade; this is just one example

⁸ "On Trade Deficits and Manufacturing: some perspective on the eve of trade war", Paul Krugman, April 1, 2025

⁹ "A user's guide to restructuring the global trading system", Stephen Miran, Hudson Bay Capital, November 2024

¹⁰ "The US trade deficit: myths and realities", Brookings, Maurice Obstfeld (Berkeley), March 13, 2025

IMPORTANT INFORMATION

This material is for information purposes only. The views, opinions, estimates and strategies expressed herein constitutes Michael Cembalest's judgment based on current market conditions and are subject to change without notice, and may differ from those expressed by other areas of JPMorgan Chase & Co. ("JPM"). **This information in no way constitutes J.P. Morgan Research and should not be treated as such.** Any companies referenced are shown for illustrative purposes only, and are not intended as a recommendation or endorsement by J.P. Morgan in this context.

GENERAL RISKS & CONSIDERATIONS Any views, strategies or products discussed in this material may not be appropriate for all individuals and are subject to risks. Investors may get back less than they invested, and **past performance is not a reliable indicator of future results.** Asset allocation/diversification does not guarantee a profit or protect against loss. Nothing in this material should be relied upon in isolation for the purpose of making an investment decision.

NON-RELIANCE Certain information contained in this material is believed to be reliable; however, JPM does not represent or warrant its accuracy, reliability or completeness, or accept any liability for any loss or damage (whether direct or indirect) arising out of the use of all or any part of this material. No representation or warranty should be made with regard to any computations, graphs, tables, diagrams or commentary in this material, which are provided for illustration/ reference purposes only. Any projected results and risks are based solely on hypothetical examples cited, and actual results and risks will vary depending on specific circumstances. Forward-looking statements should not be considered as guarantees or predictions of future events. Nothing in this document shall be construed as giving rise to any duty of care owed to, or advisory relationship with, you or any third party. Nothing in this document shall be regarded as an offer, solicitation, recommendation or advice (whether financial, accounting, legal, tax or other) given by J.P. Morgan and/or its officers or employees. J.P. Morgan and its affiliates and employees do not provide tax, legal or accounting advice. You should consult your own tax, legal and accounting advisors before engaging in any financial transactions.

For J.P. Morgan Asset Management Clients:

J.P. Morgan Asset Management is the brand for the asset management business of JPMorgan Chase & Co. and its affiliates worldwide.

To the extent permitted by applicable law, we may record telephone calls and monitor electronic communications to comply with our legal and regulatory obligations and internal policies. Personal data will be collected, stored and processed by J.P. Morgan Asset Management in accordance with our privacy policies at <https://am.jpmorgan.com/global/privacy>.

ACCESSIBILITY

For U.S. only: If you are a person with a disability and need additional support in viewing the material, please call us at 1-800-343-1113 for assistance.

This communication is issued by the following entities: In the United States, by J.P. Morgan Investment Management Inc. or J.P. Morgan Alternative Asset Management, Inc., both regulated by the Securities and Exchange Commission; in Latin America, for intended recipients' use only, by local J.P. Morgan entities, as the case may be.; in Canada, for institutional clients' use only, by JPMorgan Asset Management (Canada) Inc., which is a registered Portfolio Manager and Exempt Market Dealer in all Canadian provinces and territories except the Yukon and is also registered as an Investment Fund Manager in British Columbia, Ontario, Quebec and Newfoundland and Labrador. In the United Kingdom, by JPMorgan Asset Management (UK) Limited, which is authorized and regulated by the Financial Conduct Authority; in other European jurisdictions, by JPMorgan Asset Management (Europe) S.à r.l. In Asia Pacific ("APAC"), by the following issuing entities and in the respective jurisdictions in which they are primarily regulated: JPMorgan Asset Management (Asia Pacific) Limited, or JPMorgan Funds (Asia) Limited, or JPMorgan Asset Management Real Assets (Asia) Limited, each of which is regulated by the Securities and Futures Commission of Hong Kong; JPMorgan Asset Management (Singapore) Limited (Co. Reg. No. 197601586K), which this advertisement or publication has not been reviewed by the Monetary Authority of Singapore; JPMorgan Asset Management (Taiwan) Limited; JPMorgan Asset Management (Japan) Limited, which is a member of the Investment Trusts Association, Japan, the Japan Investment Advisers Association, Type II Financial Instruments Firms Association and the Japan Securities Dealers Association and is regulated by the Financial Services Agency (registration number "Kanto Local Finance Bureau (Financial Instruments Firm) No. 330"); in Australia, to wholesale clients only as defined in section 761A and 761G of the Corporations Act 2001 (Commonwealth), by JPMorgan Asset Management (Australia) Limited (ABN 55143832080) (AFSL 376919). For all other markets in APAC, to intended recipients only.

For J.P. Morgan Private Bank Clients:**ACCESSIBILITY**

J.P. Morgan is committed to making our products and services accessible to meet the financial services needs of all our clients. Please direct any accessibility issues to the Private Bank Client Service Center at 1-866-265-1727

LEGAL ENTITY, BRAND & REGULATORY INFORMATION

In the **United States**, JPMorgan Chase Bank, N.A. and its affiliates (collectively "JPMCB") offer investment products, which may include bank managed investment accounts and custody, as part of its trust and fiduciary services. Other investment products and services, such as brokerage and advisory accounts, are offered through **J.P. Morgan Securities LLC ("JPMS")**, a member of [FINRA](#) and [SIPC](#). JPMCB and JPMS are affiliated companies under the common control of JPM.

In **Germany**, this material is issued by **J.P. Morgan SE**, with its registered office at Taunustor 1 (TaunusTurm), 60310 Frankfurt am Main, Germany, authorized by the Bundesanstalt für Finanzdienstleistungsaufsicht (BaFin) and jointly supervised by the BaFin, the German Central Bank (Deutsche Bundesbank) and the European Central Bank (ECB). In **Luxembourg**, this material is issued by **J.P. Morgan SE – Luxembourg Branch**, with registered office at European Bank and Business Centre, 6 route de Treves, L-2633, Senningerberg, Luxembourg, authorized by the Bundesanstalt für Finanzdienstleistungsaufsicht (BaFin) and jointly supervised by the BaFin, the German Central Bank (Deutsche Bundesbank) and the European Central Bank (ECB); J.P. Morgan SE – Luxembourg Branch is also supervised by the Commission de Surveillance du Secteur Financier (CSSF); registered under R.C.S Luxembourg B255938. In the **United Kingdom**, this material is issued by **J.P. Morgan SE – London Branch**, registered office at 25 Bank Street, Canary Wharf, London E14 5JP, authorized by the Bundesanstalt für Finanzdienstleistungsaufsicht (BaFin) and jointly supervised by the BaFin, the German Central Bank (Deutsche Bundesbank) and the European Central Bank (ECB); J.P. Morgan SE – London Branch is also supervised by the Financial Conduct Authority and Prudential Regulation Authority. In **Spain**, this material is distributed by **J.P. Morgan SE, Sucursal en España**, with registered office at Paseo de la Castellana, 31, 28046 Madrid, Spain, authorized by the Bundesanstalt für Finanzdienstleistungsaufsicht (BaFin) and jointly supervised by the BaFin, the German Central Bank (Deutsche Bundesbank) and the European Central Bank (ECB); J.P. Morgan SE, Sucursal en España is also supervised by the Spanish Securities Market Commission (CNMV); registered with Bank of Spain as a branch of J.P. Morgan SE under code 1567. In **Italy**, this material is distributed by **J.P. Morgan SE – Milan Branch**, with its registered office at Via Cordusio, n.3, Milan 20123, Italy, authorized by the Bundesanstalt für Finanzdienstleistungsaufsicht (BaFin) and jointly supervised by the BaFin, the German Central Bank (Deutsche Bundesbank) and the European Central Bank (ECB); J.P. Morgan SE – Milan Branch is also supervised by Bank of Italy and the Commissione Nazionale per le Società e la Borsa (CONSOB); registered with Bank of Italy as a branch of J.P. Morgan SE under code 8076; Milan Chamber of Commerce Registered Number: REA MI 2536325. In the **Netherlands**, this material is distributed by **J.P. Morgan SE – Amsterdam Branch**, with registered office at World Trade Centre, Tower B, Strawinskylaan

1135, 1077 XX, Amsterdam, The Netherlands, authorized by the Bundesanstalt für Finanzdienstleistungsaufsicht (BaFin) and jointly supervised by the BaFin, the German Central Bank (Deutsche Bundesbank) and the European Central Bank (ECB); J.P. Morgan SE – Amsterdam Branch is also supervised by De Nederlandsche Bank (DNB) and the Autoriteit Financiële Markten (AFM) in the Netherlands. Registered with the Kamer van Koophandel as a branch of J.P. Morgan SE under registration number 72610220. In **Denmark**, this material is distributed by **J.P. Morgan SE – Copenhagen Branch, filial af J.P. Morgan SE, Tyskland**, with registered office at Kalvebod Brygge 39-41, 1560 København V, Denmark, authorized by the Bundesanstalt für Finanzdienstleistungsaufsicht (BaFin) and jointly supervised by the BaFin, the German Central Bank (Deutsche Bundesbank) and the European Central Bank (ECB); J.P. Morgan SE – Copenhagen Branch, filial af J.P. Morgan SE, Tyskland is also supervised by Finanstilsynet (Danish FSA) and is registered with Finanstilsynet as a branch of J.P. Morgan SE under code 29010. In **Sweden**, this material is distributed by **J.P. Morgan SE – Stockholm Bankfilial**, with registered office at Hamngatan 15, Stockholm, 11147, Sweden, authorized by the Bundesanstalt für Finanzdienstleistungsaufsicht (BaFin) and jointly supervised by the BaFin, the German Central Bank (Deutsche Bundesbank) and the European Central Bank (ECB); J.P. Morgan SE – Stockholm Bankfilial is also supervised by Finansinspektionen (Swedish FSA); registered with Finansinspektionen as a branch of J.P. Morgan SE. In **Belgium**, this material is distributed by **J.P. Morgan SE – Brussels Branch** with registered office at 35 Boulevard du Régent, 1000, Brussels, Belgium, authorized by the Bundesanstalt für Finanzdienstleistungsaufsicht (BaFin) and jointly supervised by the BaFin, the German Central Bank (Deutsche Bundesbank) and the European Central Bank (ECB); J.P. Morgan SE Brussels Branch is also supervised by the National Bank of Belgium (NBB) and the Financial Services and Markets Authority (FSMA) in Belgium; registered with the NBB under registration number 0715.622.844. In **Greece**, this material is distributed by **J.P. Morgan SE – Athens Branch**, with its registered office at 3 Haritos Street, Athens, 10675, Greece, authorized by the Bundesanstalt für Finanzdienstleistungsaufsicht (BaFin) and jointly supervised by the BaFin, the German Central Bank (Deutsche Bundesbank) and the European Central Bank (ECB); J.P. Morgan SE – Athens Branch is also supervised by Bank of Greece; registered with Bank of Greece as a branch of J.P. Morgan SE under code 124; Athens Chamber of Commerce Registered Number 158683760001; VAT Number 99676577. In **France**, this material is distributed by **J.P. Morgan SE – Paris Branch**, with its registered office at 14, Place Vendôme 75001 Paris, France, authorized by the Bundesanstalt für Finanzdienstleistungsaufsicht (BaFin) and jointly supervised by the BaFin, the German Central Bank (Deutsche Bundesbank) and the European Central Bank (ECB) under code 842 422 972; J.P. Morgan SE – Paris Branch is also supervised by the French banking authorities the Autorité de Contrôle Prudentiel et de Résolution (ACPR) and the Autorité des Marchés Financiers (AMF). In **Switzerland**, this material is distributed by **J.P. Morgan (Suisse) SA**, with registered address at rue du Rhône, 35, 1204, Geneva, Switzerland, which is authorised and supervised by the Swiss Financial Market Supervisory Authority (FINMA) as a bank and a securities dealer in Switzerland.

In **Hong Kong**, this material is distributed by **JPMCB, Hong Kong branch**. JPMCB, Hong Kong branch is regulated by the Hong Kong Monetary Authority and the Securities and Futures Commission of Hong Kong. In Hong Kong, we will cease to use your personal data for our marketing purposes without charge if you so request. In **Singapore**, this material is distributed by **JPMCB, Singapore branch**. JPMCB, Singapore branch is regulated by the Monetary Authority of Singapore. Dealing and advisory services and discretionary investment management services are provided to you by JPMCB, Hong Kong/Singapore branch (as notified to you). Banking and custody services are provided to you by JPMCB Singapore Branch. The contents of this document have not been reviewed by any regulatory authority in Hong Kong, Singapore or any other jurisdictions. You are advised to exercise caution in relation to this document. If you are in any doubt about any of the contents of this document, you should obtain independent professional advice. For materials which constitute product advertisement under the Securities and Futures Act and the Financial Advisers Act, this advertisement has not been reviewed by the Monetary Authority of Singapore. JPMorgan Chase Bank, N.A., a national banking association chartered under the laws of the United States, and as a body corporate, its shareholder's liability is limited.

With respect to countries in **Latin America**, the distribution of this material may be restricted in certain jurisdictions.

*Issued in **Australia** by JPMorgan Chase Bank, N.A. (ABN 43 074 112 011/AFS Licence No: 238367) and J.P. Morgan Securities LLC (ARBN 109293610).*

References to “J.P. Morgan” are to JPM, its subsidiaries and affiliates worldwide. “J.P. Morgan Private Bank” is the brand name for the private banking business conducted by JPM. This material is intended for your personal use and should not be circulated to or used by any other person, or duplicated for non-personal use, without our permission. If you have any questions or no longer wish to receive these communications, please contact your J.P. Morgan team.