

JPMorgan Funds - Global Focus Fund

This report provides an ESG centred perspective to current fund holdings. This data is provided for information purposes only and does not aim to represent the fund's investment strategy and / or investment process. It is important to note that the investment adviser does not rely on the metrics in this report in managing the portfolio. For information regarding the role ESG considerations play within the fund's investment strategy and investment process, please see the fund's prospectus.

MSCI Carbon risk

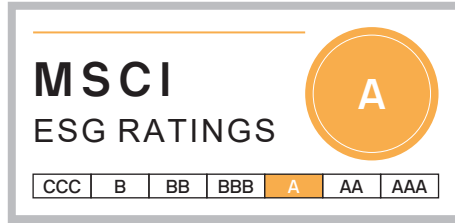
Tons CO2e/USDmn sales



▲ Fund 125.1
▲ Peer Average 91.8


Carbon Risk represents MSCI's view on fund exposure to carbon intensive companies. Carbon Risk is represented by MSCI Weighted Average Carbon Intensity, a weighted average measure of the fund's carbon emissions (tons) per USD million sales.

Lipper peer group:	Equity Global
ESG Coverage:	100.0%
Holdings date:	Dec 31, 2025
SFDR classification:	Article 8
ESG approach:	Promote



MSCI Environmental, Social and Governance (ESG) quality score

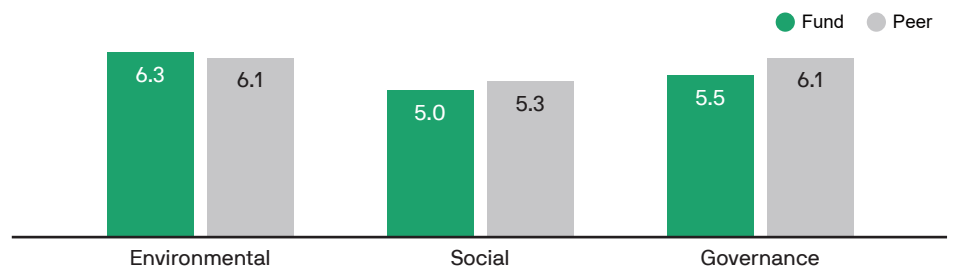
6.3 Fund | 6.9 Peer Average



13rd/100 rank in peer group
44th/100 rank in entire fund universe

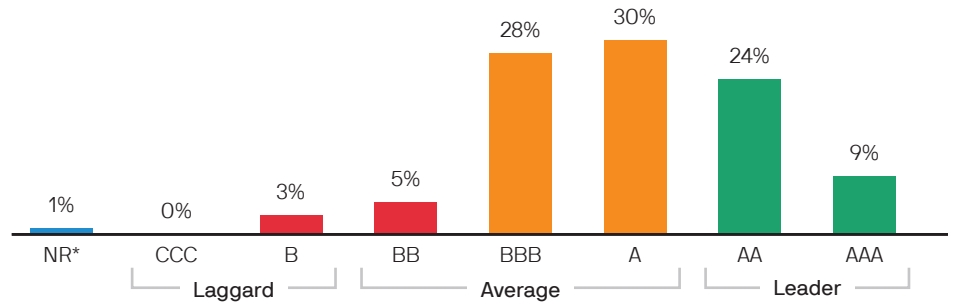
The overall MSCI ESG Quality Score aggregates Issuer-level ESG scores to provide an indication of the overall fund-level ESG score. The ESG Quality score is based on the weighted average ESG score of the holdings of the fund. The MSCI ESG Quality Score and individual Environment, Social and Governance pillar scores are provided on a 0-10 scale, with 0 being the lowest and 10 being the highest possible fund score.

Environmental, Social and Governance scores



The MSCI Fund ESG Rating seeks to measure the resiliency of portfolios to long term ESG risks and opportunities. A highly rated fund consists of issuers with leading or improving management of key ESG risks. MSCI ESG Ratings range from CCC (laggard) to AAA (leader) and are a direct mapping of numerical ESG Quality Scores, which range from 0 to 10. Individual Environmental, Social and Governance Scores also range from 0 to 10. Fund ESG Ratings are not a measure of a portfolio's ESG values, ESG impact or climate risk. Peer groups are defined using the Lipper Global Classification Scheme.

ESG Rating distribution (%)



The above chart shows the MSCI ESG Rating Distribution based on the fund's underlying holdings.

*Not Rated (NR) includes asset types that are out of scope for MSCI's ESG analysis, e.g., cash.

Key information

Metrics displayed are based on MSCI ESG Ratings. MSCI ESG Ratings aim to measure companies' resilience to financially material environmental, social, and governance risks. ESG scores reflect an issuer's management of ESG risks relative to peers. MSCI ESG Fund holdings data is sourced from Lipper and must pass certain criteria to be included in the Universe. ESG Coverage represents the percent by weight of a fund's holdings that have ESG data. Certain cash positions and other asset types deemed not relevant for ESG analysis by MSCI are removed prior to calculating.

The MSCI ESG Ratings model seeks to answer four key questions about companies:

- What are the most significant ESG risks and opportunities facing a company and its industry?
- How exposed is the company to those key risks and/or opportunities?
- How well is the company managing key risks and opportunities?
- What is the overall picture for the company and how does it compare to industry peers?

It is important to remember that the MSCI ESG metrics provided in this report may not fully reflect future economic reality. At J.P. Morgan Asset Management, our ESG specialists collaborate closely with our research analysts to understand when that may be the case, and where appropriate we engage with companies to improve disclosure and enhance policies. Where we think climate risk may be material, we review fossil fuel exposure, disclosed reduction targets going forward and other relevant information.

For more information on our approach to sustainable investing at J.P. Morgan Asset Management visit <https://am.jpmorgan.com/lu/en/asset-management/institutional/investment-strategies/sustainable-investing/>.

The provision of this material does not imply or guarantee that the portfolio is managed with view to a sustainability objective or sustainability characteristics or meets any or all expectations regarding "ESG", "sustainable" or other equivalent terms and/or standards or that securities are managed against the data provided (unless otherwise stated in product offering documents or other legal documentation and included in a products/portfolio's investment objective and/or investment policy). As set out in the product's portfolio's offering documents or other legal documentation (where relevant and applicable), the benchmark is used to compare the portfolio's investment performance and Benchmark figures have been provided for illustrative purposes only. In particular, a benchmark may not be an ESG benchmark and may not take ESG considerations into account whilst a particular product/portfolio may have a dedicated ESG and/or sustainability strategy as per the product's/portfolio's offering documents or other legal documentation. The composition and constituents of the benchmark may also differ significantly from the composition and constituents of the product/portfolio.

The methodology and calculations used by companies that provide awards and ratings are not verified by J.P. Morgan Asset Management and therefore are not warranted to be accurate or complete.

All data is based on past holdings information and is not a guide as to how the fund may be scored by MSCI in the future. The ESG Coverage (%) relates to the percentage of a fund's holdings in scope for MSCI's ESG analysis. Some assets, such as cash, are out of scope for analysis and are removed from a fund's holdings prior to calculating both the ESG Coverage (%) and ESG Analysis.

The information provided should not be treated as legal guidance, opinion or advice. The recipient must make an independent assessment of any commercial, legal, credit, tax, regulatory and accounting issues and determine with its own professional advisors any suitability or appropriateness implications to any assets or funds referenced herein in the context of their particular circumstances. Reliance upon this information is at the sole discretion of the reader. Any research reflected in this briefing has been obtained and may have been acted upon by J.P. Morgan Asset Management for its own purpose. The results of such research are being made available as additional information and do not necessarily reflect the views of J.P. Morgan Asset Management. Any opinions, statements of interpretation, or views regarding regulatory impact or relevance, unless otherwise stated, are J.P.

Morgan Asset Management's own at the date of this correspondence and may not align to specific regulatory definitions. They are considered to be reliable at the time of writing, but may not necessarily be all inclusive and are not guaranteed as to accuracy. In addition, they may be subject to change without reference or notification to you. The information made available is specific to the recipient and must not be distributed to any other person or institution, or replicated in any form without the prior written consent of J.P. Morgan Asset Management.

Before investing, obtain and review the current prospectus, Key Investor Information Document (KIID) and any applicable local offering document. These documents, as well as the annual and semi-annual reports and the articles of incorporation, are available free from your financial adviser, your J.P. Morgan Asset Management regional contact, the fund's issuer (see below) or at www.jpmm.lu. This material should not be considered as advice or an investment recommendation. Fund holdings and performance are likely to have changed since the report date. No provider of information presented here, including index and ratings information, is liable for damages or losses of any type arising from use of their information. No warranty of accuracy is given and no liability in respect of any error or omission is accepted. To the extent permitted by applicable law, we may record telephone calls and monitor electronic communications to comply with our legal and regulatory obligations and internal policies. Personal data will be collected, stored and processed by J.P. Morgan Asset Management in accordance with our EMEA Privacy Policy www.jpmm.com/emea-privacy-policy. For additional information on the sub-fund's target market please refer to the GENERAL DISCLOSURES Prospectus.

For UK only: Sustainability-related terms in this communication follow JPMAM's methodologies and application of the EU Sustainable Finance Disclosure Regulation, not the UK Sustainability Disclosure Requirements and investment labels regime.

This report contains certain information (the "Information") sourced from MSCI ESG Research LLC, or its affiliates or information providers (the "ESG Parties"). The Information may only be used for your internal use, may not be reproduced or disseminated in any form and may not be used as a basis for or a component of any financial instruments or products or indices. Although they obtain information from sources they consider reliable, none of the ESG Parties warrants or guarantees the originality, accuracy and/or completeness, of any data herein and expressly disclaim all express or implied warranties, including those of merchantability and fitness for a particular purpose. None of the MSCI information is intended to constitute investment advice or a recommendation to make (or refrain from making) any kind of investment decision and may not be relied on as such, nor should it be taken as an indication or guarantee of any future performance, analysis, forecast or prediction. None of the ESG Parties shall have any liability for any errors or omissions in connection with any data herein, or any liability for any direct, indirect, special, punitive, consequential or any other damages (including lost profits) even if notified of the possibility of such damage.

Certain information ©2026 MSCI ESG Research LLC. Reproduced by permission; no further distribution.