



JPM UK Equity Core UCITS ETF

A little active management goes a long way

UK equities - an opportunity?



UK equities have not been cheaper vs other developed markets than since the 1970s



Valuation dispersion remains wide



High quality, global businesses with a competitive yield


JPM UK Equity Core ETF - highlights



Strategy
Active



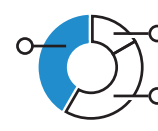
Benchmark
FTSE All-Share
Index (Net)



Incremental Excess Return
1% tracking error



Market cap
Multi-cap

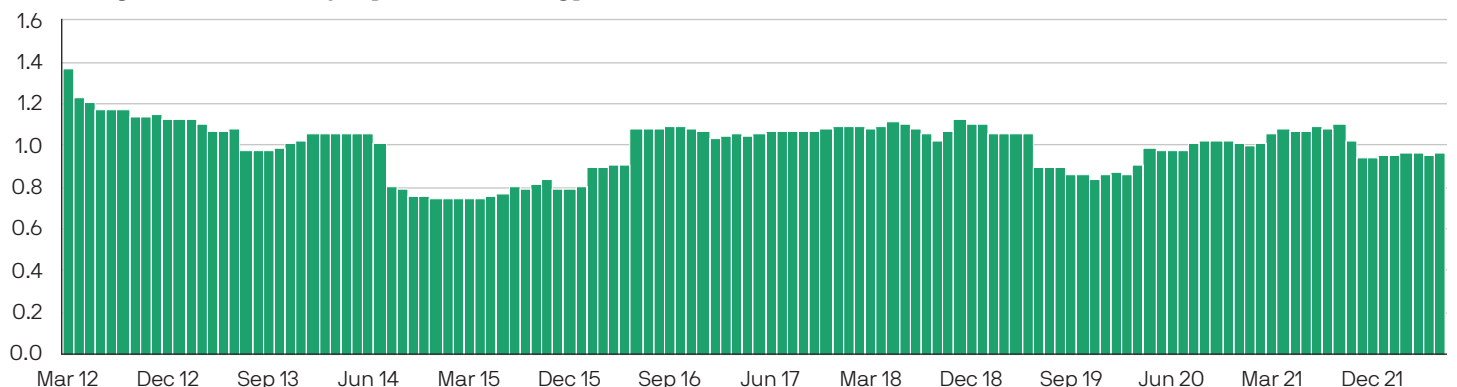


Number of holdings
130 - 250



Strategy inception
March 2009

Tracking error of UK Equity Core strategy: a consistent level of risk



Source: J.P. Morgan Asset Management. The benchmark was changed on 1 February 2011 from the FTSE 350 Index (net) to the FTSE All-Share Index (net). Tracking error based on 3 year rolling returns calculated on a monthly basis from 31 March 2009.

Why invest in the JPM UK Equity Core ETF?

#1 Market opportunity

The UK equity market is very attractively valued on market, sector and stock level

#2 Expertise

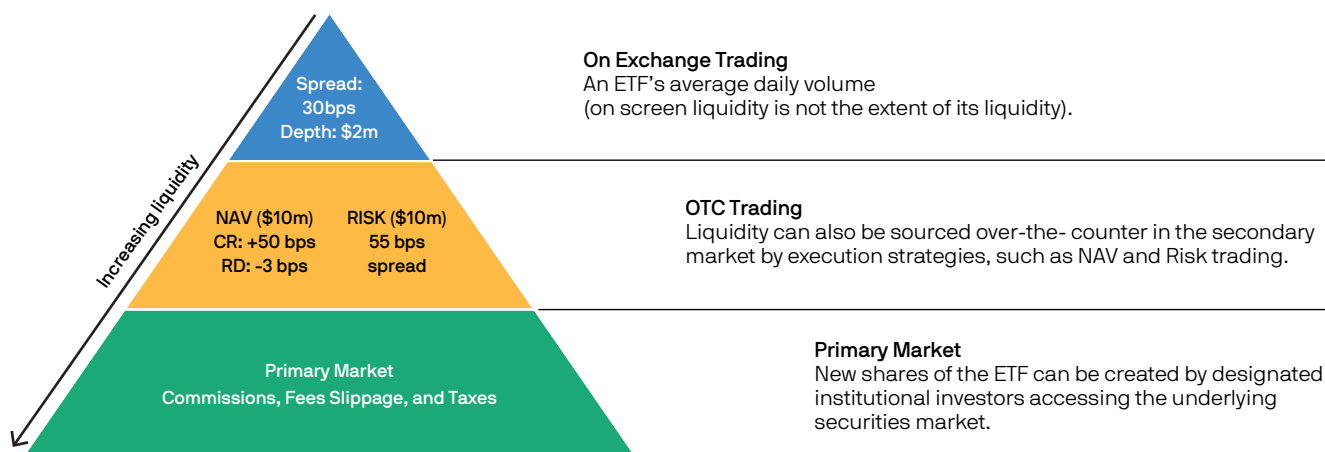
Experienced portfolio managers supported by a team of 104 equity professionals

#3 Active advantage

Active strategy in ETF wrapper at low cost of 0,25% TER

JPMorgan ETFs (Ireland) ICAV - UK Equity Core UCITS ETF - Liquidity & tickers

Exchange	Ticker	Currency	SEDOL	Bloomberg	RIC
London Stock Exchange	JUKE	GBX	BMHG2K8	JUKE LN	JUKE.L
London Stock Exchange	JUKC	GBX	BMHG2F3	JUKC LN	JUKC.L
Cboe Europe - NL	JUKEx	GBX	BMHG2N1	JUKEx I2	JUKEx.DXE
Six Swiss Exchange	JUKC	GBP	BQ80KM5	JUKC SW	JUKC.S



Source: J.P. Morgan Asset Management. Data as at 31 December 2022. NAV = net-asset-value. CR = Creation, RD = Redemption. OTC = over the counter. Indicative levels assume normal market conditions.

Find out more about JUKE:



This is a marketing communication and as such the views contained herein do not form part of an offer, nor are they to be taken as advice or a recommendation. It should be noted that the value of investments and the income from them may fluctuate in accordance with market conditions and taxation agreements and investors may not get back the full amount invested. Past performance is not a reliable indicator of current and future results. There is no guarantee that any forecast made will come to pass. Investment decisions shall solely be made based on the latest available Prospectus, the Key Information Document (KID), any applicable local offering document and sustainability-related disclosures, which are available in English from your J.P. Morgan Asset Management regional contact or at www.jpmorganassetmanagement.ie. A summary of investor rights is available in English at <https://am.jpmorgan.com/lu/investor-rights>. J.P. Morgan Asset Management may decide to terminate the arrangements made for the marketing of its collective investment undertakings. Purchases on the secondary markets bear certain risks, for further information please refer to the latest available Prospectus. Our EMEA Privacy Policy is available at www.jpmorgan.com/emea-privacy-policy. This communication is issued in Europe (excluding UK) by JPMorgan Asset Management (Europe) S.à r.l. and in the UK by JPMorgan Asset Management (UK) Limited, which is authorised and regulated by the Financial Conduct Authority.

LV-JPM54069 | 01/23 | 09xk232001074831