

April 2023

J.P. Morgan Asset Management BetaBuilders UCITS ETF Suite

Contents

Capabilities

Fixed Income BetaBuilders

Expertise

Portfolio

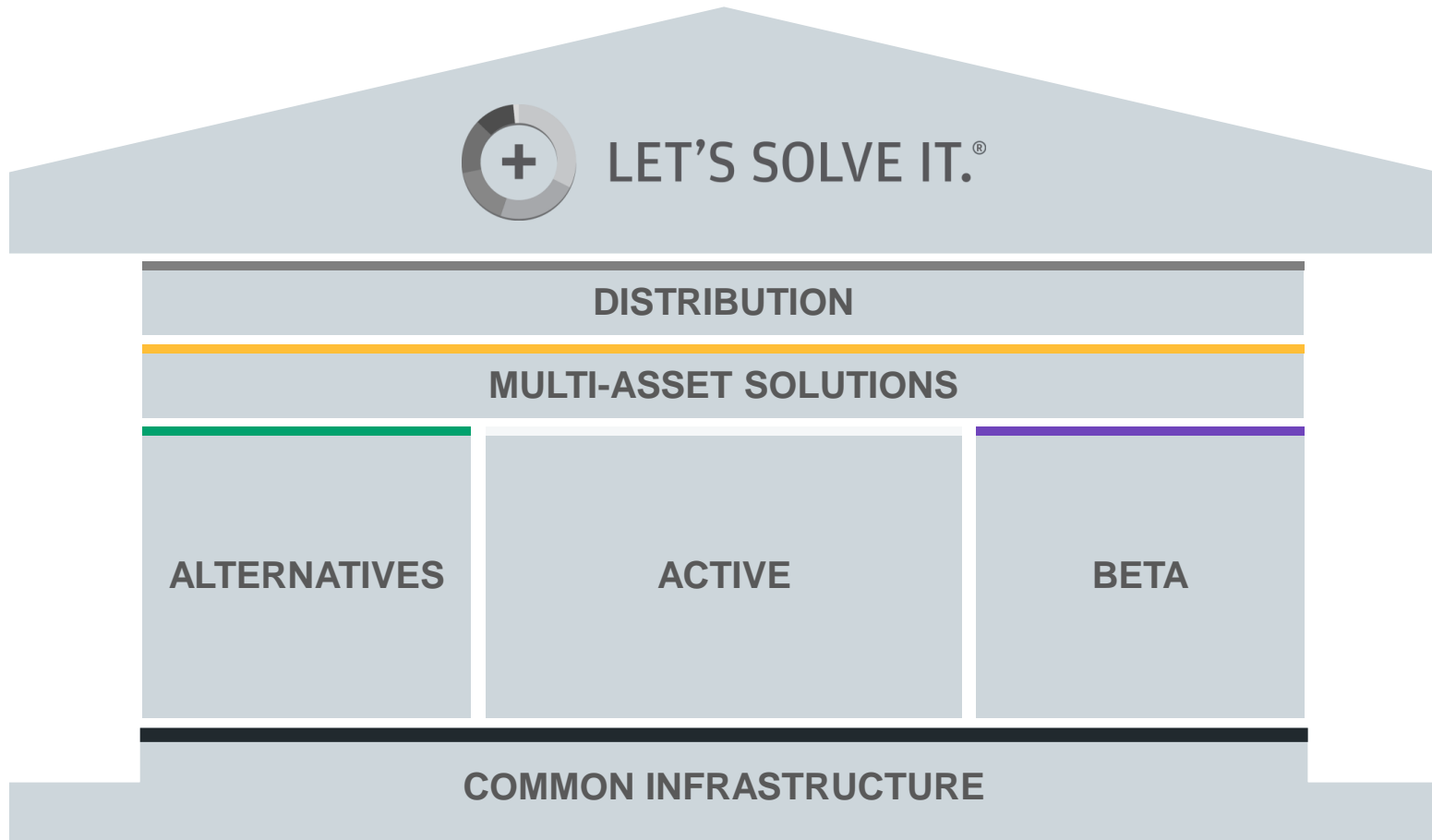
Results

Appendix

Capabilities

J.P. Morgan Asset Management

We have created a complementary Quantitative Solutions business to serve clients holistically



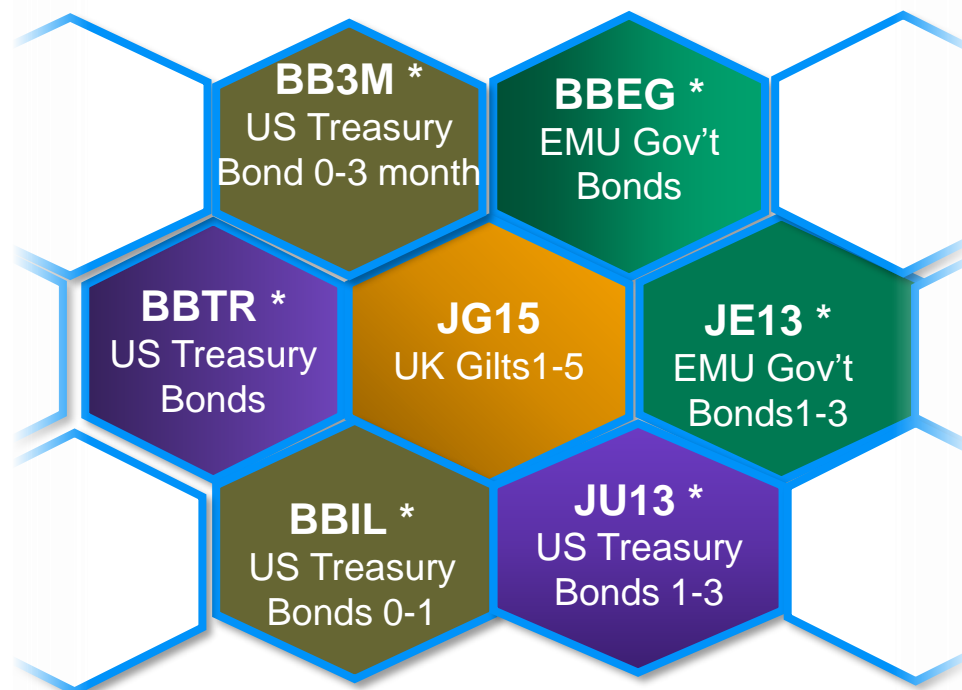
J.P. Morgan UCITS BetaBuilders Suite

Providing beta building blocks for clients across asset classes

BetaBuilders ETFs by J.P. Morgan








Designed to offer asset allocators efficient access to market cap weighted building blocks.

The exposures are **simple**, **straightforward**, and **priced for today's market**.



For Belgium only: Please note this ETF() is not registered in Belgium and can only be accessible for professional clients. Please contact your J.P. Morgan Asset Management representative for further information. The offering of Shares has not been and will not be notified to the Belgian Financial Services and Markets Authority (Autoriteit voor Financiële Diensten en Markten/Autorité des Services et Marchés Financiers) nor has this document been, nor will it be, approved by the Financial Services and Markets Authority. The Shares may be offered in Belgium only to a maximum of 149 investors or to investors investing a minimum of EUR 250,000 or to professional or institutional investors, in reliance on Article 5 of the Law of August 3, 2012. This document may be distributed in Belgium only to such investors for their personal use and exclusively for the purposes of this offering of Shares. Accordingly, this document may not be used for any other purpose nor passed on to any other investor in Belgium

J.P. Morgan BetaBuilders UCITS ETFs

| | BBEG* | JE13* | BBTR* | JU13* | BBIL* | BB3M* | JG15 |
|-------------------------|---|---|---|---|---|---|---|
| |  |  |  |  |  |  |  |
| Asset Class | Fixed Income | Fixed Income | Fixed Income | Fixed Income | Fixed Income | Fixed Income | Fixed Income |
| Sub Asset Class | Eurozone Gov't | Eurozone Gov't | US Treasuries | US Treasuries | US Treasuries | US Treasuries | UK Gilts |
| Duration | Full Curve | 1-3 Year | Full Curve | 1-3 Year | 0-1 Year | 0-3 Month | 1-5 Year |
| Style | Passive BetaBuilders | Passive BetaBuilders | Passive BetaBuilders | Passive BetaBuilders | Passive BetaBuilders | Passive BetaBuilders | Passive BetaBuilders |
| Base Currency | EUR | EUR | USD | USD | USD | USD | GBP |
| Methodology | Physical Replication | Physical Replication | Physical Replication | Physical Replication | Physical Replication | Physical Replication | Physical Replication |
| TER | 0.10% | 0.10% | 0.07% | 0.07% | 0.07% | 0.07% | 0.07% |
| Ticker | BBEG | JE13 | BBTR | JU13 | BBIL | BB3M | JG15 |
| ISIN | IE00BJK9HD13 | IE00BYVZV757 | IE00BJK9HH50 | IE00BD9MMD49 | IE00BJK3WF00 | IE00BMD8K666 | IE00BD9MMC32 |
| Launch Date | 25 April 2019 | 15 February 2018 | 25 April 2019 | 6 June 2018 | 9 July 2019 | 17 February 2021 | 6 June 2018 |
| Benchmark Index | JPM EMU Gov't Bond Index Select Maturity | JPM EMU Gov't Bond Index 1-3 Year Select Maturity | JPM Gov't Bond Index United States Select Maturity | JPM Gov't Bond Index United States 1-3 Years Select Maturity | ICE 0-1 Year US Treasury Securities Index | ICE 0-3 Month US Treasury Notes & Bill Index | JPM Gov't Bond Index UK 1-5 Years Select Maturity |
| Benchmark Ticker | GBIESMEU | GBIE13EU | GBIESMUS | GBIE13US | GTSS | GT3S | GBIE15UK |

***For Belgium only:** Please note this ETF(*) is not registered in Belgium and can only be accessible for professional clients. Please contact your J.P. Morgan Asset Management representative for further information. The offering of Shares has not been and will not be notified to the Belgian Financial Services and Markets Authority (Autoriteit voor Financiële Diensten en Markten/Autorité des Services et Marchés Financiers) nor has this document been, nor will it be, approved by the Financial Services and Markets Authority. The Shares may be offered in Belgium only to a maximum of 149 investors or to investors investing a minimum of EUR 250,000 or to professional or institutional investors, in reliance on Article 5 of the Law of August 3, 2012. This document may be distributed in Belgium only to such investors for their personal use and exclusively for the purposes of this offering of Shares. Accordingly, this document may not be used for any other purpose nor passed on to any other investor in Belgium. **Currency-hedged share classes are also available for some ETFs.**

Fixed Income BetaBuilders

Index Tracking Fixed Income Capabilities

Best in Class Execution

- **Depth and Breadth of Global Fixed Income Business:** J.P. Morgan Asset Management manages more than \$500bn in global fixed income across a range of underlying asset classes.
- **Dedicated Asset Class Specific Traders** with Leading Experience
- **Leading Street Relationships:** Strong relationships with dealers allow us to access pockets of liquidity and to gain competitive pricing

Innovation and Investment

- Building a scalable Quantitative Solutions business is a **strategic priority** for J.P. Morgan Asset Management
- Quantitative Solutions (QS) has **invested significantly to create a cutting-edge technology platform** for the management of passive fixed income to successfully deliver on portfolio objectives

Systems, Infrastructure, and Risk Management

- Given the systematic nature of passive fixed income investing, state-of-the art infrastructure and technology is key
- **Proprietary portfolio optimisation and construction** engines built within JPM Spectrum™
- Passive fixed income strategies are linked to the broader and **mature firm infrastructure** across trading, risk management, operations, and compliance.

Dynamic, customizable views of each portfolio

**FAST REFRESH USING LIVE DATA
ACROSS FX, CASH, POSITIONS, OPEN
ORDERS, AND EXECUTION PRICES**

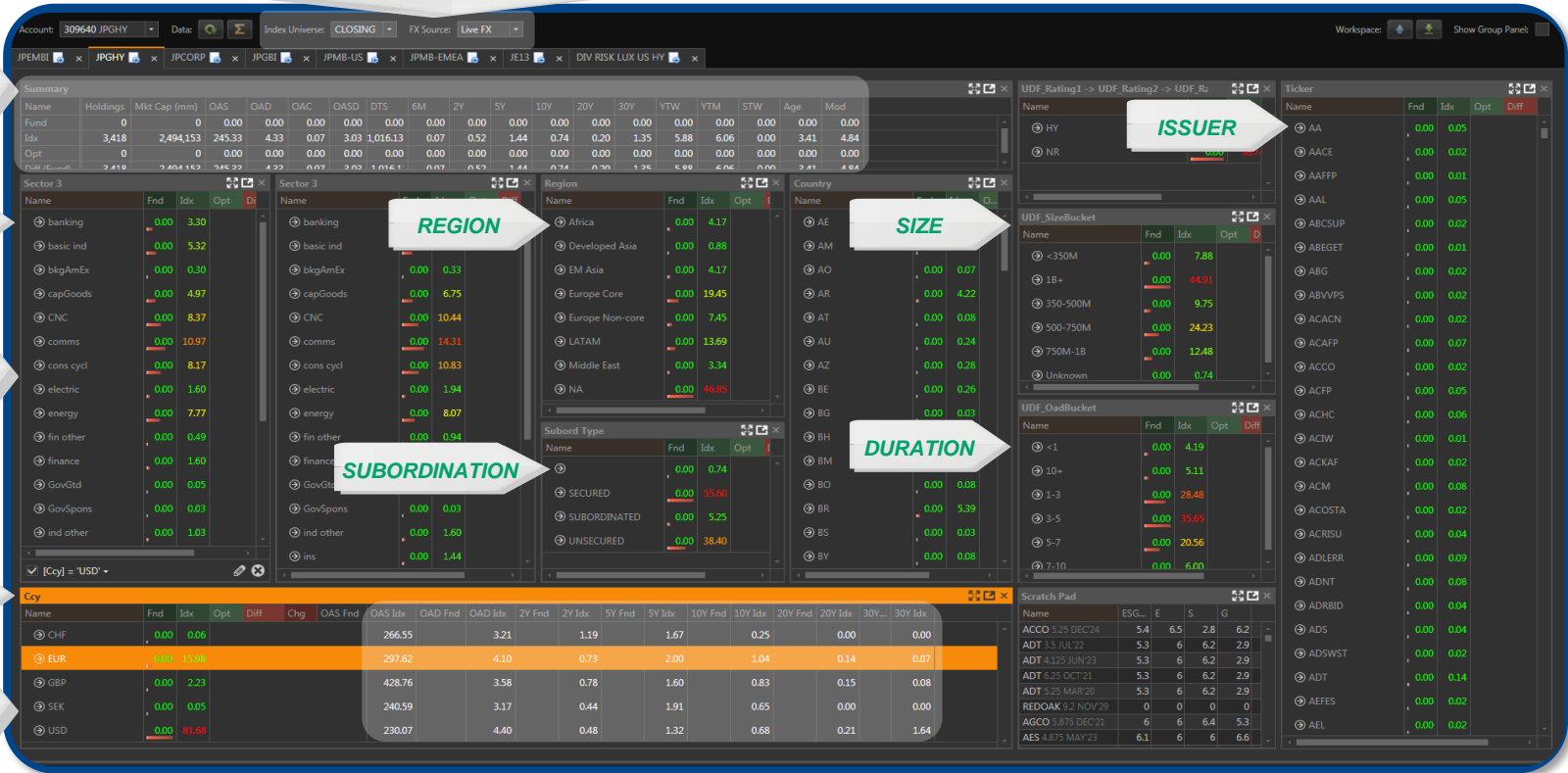
**OVERALL
PORTFOLIO
STATISTICS (OAS,
CONVEXITY, ETC.)**

SECTOR

**PORTFOLIO AND
INDEX WEIGHTS
ACROSS
CHARACTERISTICS**

CURRENCY

**DURATION AND
KEY RATE
DURATIONS BY
CURRENCY**



The screenshot displays a comprehensive portfolio analytics dashboard. At the top, it shows account information (309640 JPHY) and data settings (Index Universe: CLOSING, FX Source: Live FX). The main interface is divided into several panels:

- Summary Panel:** Displays key portfolio metrics such as Holdings, Mkt. Cap, OAS, OAD, OAC, OASD, DTS, 6M, 2Y, 5Y, 10Y, 20Y, 30Y, YTW, YTM, STW, Age, and Mod.
- Sector Panel:** Shows weights for various sectors like banking, basic ind, bkgAmEx, capGoods, CNC, comms, cons cycl, electric, energy, fin other, finance, GovGtd, GovSpons, ind other, and ins.
- Region Panel:** Breaks down the portfolio by geographical regions: Africa, Developed Asia, EM Asia, Europe Core, Europe Non-core, LATAM, Middle East, and NA.
- Country Panel:** Lists weights for countries from AE to BY.
- Subordination Panel:** Shows weights for different subordination levels: SECURED, SUBORDINATED, and UNSECURED.
- UDF Rating Buckets:** Displays weights for various UDF Rating Buckets (UDF_Rating1 to UDF_Rating2).
- UDF Size Buckets:** Shows weights for different size buckets (e.g., <350M, 1B+, 350-500M, 500-750M, 750M-1B, Unknown).
- UDF Oad Buckets:** Displays weights for different Oad buckets (e.g., <1, 10+, 1-3, 3-5, 5-7, 7-10).
- Currency Panel:** Shows weights for different currencies: CHF, EUR, GBP, SEK, and USD.
- Scratch Pad:** A table for manual data entry with columns for Name, ESG, E, S, and G.

Annotations with arrows point to specific features: "ISSUER" points to the Issuer list, "REGION" points to the Region panel, "SIZE" points to the UDF Size Buckets, "DURATION" points to the UDF Oad Buckets, and "SUBORDINATION" points to the Subordination panel.

Source: J.P. Morgan Asset Management. For illustrative purposes only.

J.P. Morgan – BetaBuilders US Treasury Bond UCITS ETF (BBTR*)

Build beta exposure to US government bonds

- › **Expertise:** Strong quantitative research and investment team with a long track record managing beta strategies
- › **Portfolio** Constructed to closely track the J.P. Morgan Gov't Bond Index United States, providing a reliable beta “building block” for investors
- › **Results:** Offers investors liquid, low-cost beta exposure to US government bonds

Potential Client Outcomes



Fund Characteristics

| | |
|---------------------------|---------------|
| Yield to Maturity: | 3.77% |
| Option Adjusted Duration: | 6.71 years |
| Average Credit Quality: | AAA |
| Total Expense Ratio: | 0.07% |
| Inception Date: | 25 April 2019 |
| Benchmark Ticker: | GBIESMUS |

Index Criteria

J.P. Morgan Government Bond Index United States Select Maturity

| | |
|----------------------------|---|
| Instrument Type | Included: Liquid, bullet, fixed-rate coupon bonds Excluded: Callable, puttable, inflation linked or convertible features |
| Remaining Maturity | Remaining maturity at rebalance is at least 13 months |
| Amount Outstanding | Minimum USD 1 billion |
| Currency | USD denominated; Currency-Hedged Share Classes |
| Country Eligibility | Issued by the United States Government |

Yield is not guaranteed and may change over time.

Source: J.P. Morgan Asset Management as at 30th April 2023.

For Belgium only: Please note this ETF() is not registered in Belgium and can only be accessible for professional clients. Please contact your J.P. Morgan Asset Management representative for further information. The offering of Shares has not been and will not be notified to the Belgian Financial Services and Markets Authority (Autoriteit voor Financiële Diensten en Markten/Autorité des Services et Marchés Financiers) nor has this document been, nor will it be, approved by the Financial Services and Markets Authority. The Shares may be offered in Belgium only to a maximum of 149 investors or to investors investing a minimum of EUR 250,000 or to professional or institutional investors, in reliance on Article 5 of the Law of August 3, 2012. This document may be distributed in Belgium only to such investors for their personal use and exclusively for the purposes of this offering of Shares. Accordingly, this document may not be used for any other purpose nor passed on to any other investor in Belgium

Performance: BBTR*

JPMorgan ETFs (Ireland) ICAV – BetaBuilders US Treasury Bond UCITS ETF *

As at 30th April 2023

| Market value | |
|-----------------------------------|------------|
| BetaBuilders US Treasury Bond ETF | USD 212 mm |

Annualised performance (%)

| | One Month | Three months | One year | Three Years | Five Years | Since inception |
|---|-----------|--------------|----------|-------------|------------|-----------------|
| JPM BetaBuilders US Treasury Bond UCITS ETF - USD (acc) | 0.52 | 1.00 | -1.11 | -4.57 | | 0.08 |
| J.P. Morgan Government Bond Index United States Select Maturity | 0.51 | 1.03 | -1.03 | -4.50 | | 0.11 |
| Excess return | +0.01 | -0.03 | -0.08 | -0.07 | | -0.03 |

Calendar year performance (%)

| | 2020 | 2021 | 2022 |
|---|-------|-------|--------|
| JPM ETFs (Ireland) ICAV – BetaBuilders US Treasury Bond UCITS ETF - USD (acc) | 8.47 | -2.58 | -13.16 |
| J.P. Morgan Government Bond Index United States Select Maturity | 8.40 | -2.57 | -13.10 |
| Excess return | +0.06 | -0.01 | -0.08 |

Past performance is not a reliable indicator for current and future results

Source: J.P. Morgan Asset Management. Share class performance is shown based on the NAV (net asset value) of the share class with income (gross) reinvested including actual ongoing charges excluding any entry and exit fees. Performance is shown based on the NAV which may not be the same as the market price of the ETF. Individual shareholders may realise returns that are different to the NAV based returns. Excess returns are calculated geometrically. Performance over one year is annualised. Share class inception date is 9 July 2019.

* For Belgium only: Please note this ETF(*) is not registered in Belgium and can only be accessible for professional clients. Please contact your J.P. Morgan Asset Management representative for further information. The offering of Shares has not been and will not be notified to the Belgian Financial Services and Markets Authority (Autoriteit voor Financiële Diensten en Markten/Autorité des Services et Marchés Financiers) nor has this document been, nor will it be, approved by the Financial Services and Markets Authority. The Shares may be offered in Belgium only to a maximum of 149 investors or to investors investing a minimum of EUR 250,000 or to professional or institutional investors, in reliance on Article 5 of the Law of August 3, 2012. This document may be distributed in Belgium only to such investors for their personal use and exclusively for the purposes of this offering of Shares. Accordingly, this document may not be used for any other purpose nor passed on to any other investor in Belgium

J.P. Morgan – BetaBuilders US Treasury Bond 1-3 Year UCITS ETF (JU13*)

Build beta exposure to shorter-dated US government bonds

- › **Expertise:** Strong quantitative research and investment team with a long track record managing beta strategies
- › **Portfolio** Constructed to closely track the J.P. Morgan Gov't Bond Index United States 1-3 Years, providing a reliable beta “building block” for investors
- › **Results:** Offers investors liquid, low-cost beta exposure to short-dated US government bonds

Potential Client Outcomes



Defensive
Portfolio
Allocation



Lower
Interest
Rate
Sensitivity



Lower
Duration
Sensitivity

Fund Characteristics

| | |
|---------------------------|-------------|
| Yield to Maturity: | 4.13% |
| Option Adjusted Duration: | 1.92 years |
| Average Credit Quality: | AAA |
| Total Expense Ratio: | 0.07% |
| Inception Date: | 6 June 2018 |
| Benchmark Ticker: | GBIE13US |

Index Criteria

J.P. Morgan Government Bond Index United States 1-3 Years Select Maturity

| | |
|----------------------------|---|
| Instrument Type | Included: Liquid, bullet, fixed-rate coupon bonds Excluded: Callable, puttable, inflation linked or convertible features |
| Remaining Maturity | Remaining maturity at rebalance is at least 13 months and less than 3 years |
| Amount Outstanding | Minimum USD 1 billion |
| Currency | USD denominated |
| Country Eligibility | Issued by the United States Government |

Yield is not guaranteed and may change over time.

Source: J.P. Morgan Asset Management as at 30th April 2023.

* For Belgium only: Please note this ETF(*) is not registered in Belgium and can only be accessible for professional clients. Please contact your J.P. Morgan Asset Management representative for further information. The offering of Shares has not been and will not be notified to the Belgian Financial Services and Markets Authority (Autoriteit voor Financiële Diensten en Markten/Autorité des Services et Marchés Financiers) nor has this document been, nor will it be, approved by the Financial Services and Markets Authority. The Shares may be offered in Belgium only to a maximum of 149 investors or to investors investing a minimum of EUR 250,000 or to professional or institutional investors, in reliance on Article 5 of the Law of August 3, 2012. This document may be distributed in Belgium only to such investors for their personal use and exclusively for the purposes of this offering of Shares. Accordingly, this document may not be used for any other purpose nor passed on to any other investor in Belgium

Performance: JU13*

JPMorgan ETFs (Ireland) ICAV – BetaBuilders US Treasury Bond 1-3 Year UCITS ETF
As at 30th April 2023

| Market value | |
|--|-----------|
| BetaBuilders US Treasury Bond 1-3 Year ETF | USD 79 mm |

Annualised performance (%)

| | One Month | Three months | One year | Three Years | Five Years | Since inception |
|---|-----------|--------------|----------|-------------|------------|-----------------|
| JPM BetaBuilders US Treasury Bond 1-3 yr UCITS ETF - USD (acc) | 0.25 | 1.09 | 0.98 | -0.85 | | 1.13 |
| J.P. Morgan Gov't Bond Index United States 1-3 Year Select Maturity | 0.24 | 1.10 | 1.01 | -0.80 | | 1.19 |
| Excess return | 0.01 | 0.00 | -0.03 | -0.04 | | -0.05 |

Calendar year performance (%)

| | 2020 | 2021 | 2022 |
|---|-------|-------|-------|
| JPM BetaBuilders US Treasury Bond 1-3 yr UCITS ETF - USD (acc) | 3.15 | -0.66 | -3.86 |
| J.P. Morgan Gov't Bond Index United States 1-3 Year Select Maturity | 3.24 | -0.61 | -3.85 |
| Excess return | -0.08 | -0.05 | -0.01 |

Past performance is not a reliable indicator for current and future results

Source: J.P. Morgan Asset Management. Share class performance is shown based on the NAV (net asset value) of the share class with income (gross) reinvested including actual ongoing charges excluding any entry and exit fees. Performance is shown based on the NAV which may not be the same as the market price of the ETF. Individual shareholders may realise returns that are different to the NAV based returns. Excess returns are calculated geometrically. Performance over one year is annualised. Share class inception date is 6 June 2018.

For Belgium only: Please note this ETF() is not registered in Belgium and can only be accessible for professional clients. Please contact your J.P. Morgan Asset Management representative for further information. The offering of Shares has not been and will not be notified to the Belgian Financial Services and Markets Authority (Autoriteit voor Financiële Diensten en Markten/Autorité des Services et Marchés Financiers) nor has this document been, nor will it be, approved by the Financial Services and Markets Authority. The Shares may be offered in Belgium only to a maximum of 149 investors or to investors investing a minimum of EUR 250,000 or to professional or institutional investors, in reliance on Article 5 of the Law of August 3, 2012. This document may be distributed in Belgium only to such investors for their personal use and exclusively for the purposes of this offering of Shares. Accordingly, this document may not be used for any other purpose nor passed on to any other investor in Belgium

J.P. Morgan – BetaBuilders US Treasury Bond 0-1 Year UCITS ETF (BBIL*)

Build beta exposure to shorter-dated US government bonds

- **Expertise:** Strong quantitative research and investment team with a long track record managing beta strategies
- **Portfolio:** Constructed to closely track the ICE 0-1 Year US Treasury Securities Index, providing a reliable beta “building block” for investors
- **Results:** Offers investors liquid, low-cost beta exposure to short-dated US Treasury Bills and Notes

Potential Client Outcomes



Defensive
Portfolio
Allocation



Lower
Interest
Rate
Sensitivity



Lower
Duration
Sensitivity

Fund Characteristics

| | |
|---------------------------|-------------|
| Yield to Maturity: | 4.60% |
| Option Adjusted Duration: | 0.29 years |
| Average Credit Quality: | AA+ |
| Total Expense Ratio: | 0.07% |
| Inception Date: | 9 July 2019 |
| Benchmark Ticker: | GTSS |

Index Criteria

ICE 0-1 Year US Treasury Securities Index

| | |
|----------------------------|--|
| Instrument Type | US Treasury Bills and Notes with a fixed coupon schedule |
| Remaining Maturity | At least 60 days to final maturity at time of issuance, less than one year remaining term to final maturity as of rebalancing date |
| Amount Outstanding | Minimum USD 1 billion |
| Currency | USD denominated; Currency-Hedged Share Classes |
| Country Eligibility | Issued by the United States Government |

Yield is not guaranteed and may change over time.

Source: J.P. Morgan Asset Management as at 30th April 2023.

For Belgium only: Please note this ETF() is not registered in Belgium and can only be accessible for professional clients. Please contact your J.P. Morgan Asset Management representative for further information. The offering of Shares has not been and will not be notified to the Belgian Financial Services and Markets Authority (Autoriteit voor Financiële Diensten en Markten/Autorité des Services et Marchés Financiers) nor has this document been, nor will it be, approved by the Financial Services and Markets Authority. The Shares may be offered in Belgium only to a maximum of 149 investors or to investors investing a minimum of EUR 250,000 or to professional or institutional investors, in reliance on Article 5 of the Law of August 3, 2012. This document may be distributed in Belgium only to such investors for their personal use and exclusively for the purposes of this offering of Shares. Accordingly, this document may not be used for any other purpose nor passed on to any other investor in Belgium

Performance: BBIL*

JPMorgan ETFs (Ireland) ICAV – BetaBuilders US Treasury Bond 0-1 Year UCITS ETF
As at 30th April 2023

| Market value | |
|--|-------------|
| BetaBuilders US Treasury Bond 0-1 Year ETF | USD 2304 mm |

Annualised performance (%)

| | One Month | Three months | One year | Three Years | Five Years | Since inception |
|--|-----------|--------------|----------|-------------|------------|-----------------|
| JPM BetaBuilders US Treasury Bond 0-1 yr UCITS ETF - USD (acc) | 0.31 | 1.09 | 2.57 | 0.81 | | 1.08 |
| ICE 0-1 Year US Treasury Securities Index | 0.32 | 1.1 | 2.70 | 0.91 | | 1.22 |
| Excess return | -0.01 | -0.03 | -0.13 | -0.10 | | -0.13 |

Calendar year performance (%)

| | 2020 | 2021 | 2022 |
|--|-------|-------|-------|
| JPM BetaBuilders US Treasury Bond 0-1 yr UCITS ETF - USD (acc) | 0.75 | -0.03 | 1.04 |
| ICE 0-1 Year US Treasury Securities Index | 0.88 | 0.04 | 1.17 |
| Excess return | -0.13 | -0.08 | -0.13 |

Past performance is not a reliable indicator for current and future results

Source: J.P. Morgan Asset Management. Share class performance is shown based on the NAV (net asset value) of the share class with income (gross) reinvested including actual ongoing charges excluding any entry and exit fees. Performance is shown based on the NAV which may not be the same as the market price of the ETF. Individual shareholders may realise returns that are different to the NAV based returns. Excess returns are calculated geometrically. Performance over one year is annualised. Share class inception date is 9 July 2019.

For Belgium only: Please note this ETF() is not registered in Belgium and can only be accessible for professional clients. Please contact your J.P. Morgan Asset Management representative for further information. The offering of Shares has not been and will not be notified to the Belgian Financial Services and Markets Authority (Autoriteit voor Financiële Diensten en Markten/Autorité des Services et Marchés Financiers) nor has this document been, nor will it be, approved by the Financial Services and Markets Authority. The Shares may be offered in Belgium only to a maximum of 149 investors or to investors investing a minimum of EUR 250,000 or to professional or institutional investors, in reliance on Article 5 of the Law of August 3, 2012. This document may be distributed in Belgium only to such investors for their personal use and exclusively for the purposes of this offering of Shares. Accordingly, this document may not be used for any other purpose nor passed on to any other investor in Belgium

J.P. Morgan – BetaBuilders US Treasury Bond 0-3 Month UCITS ETF (BB3M*)

Build beta exposure to shorter-dated US government bonds

- › **Expertise:** Strong quantitative research and investment team with a long track record managing beta strategies
- › **Portfolio:** Constructed to closely track the ICE 0-3 Month US Treasury Notes & Bill Index, providing a reliable beta “building block” for investors
- › **Results:** Offers investors liquid, low-cost beta exposure to short-dated US Treasury Bills and Notes

Potential Client Outcomes



Defensive
Portfolio
Allocation



Lower
Interest
Rate
Sensitivity



Lower
Duration
Sensitivity

Fund Characteristics

| | |
|---------------------------|------------------|
| Yield to Maturity: | 4.34% |
| Option Adjusted Duration: | 0.11 years |
| Average Credit Quality: | AA |
| Total Expense Ratio: | 0.07% |
| Inception Date: | 17 February 2021 |
| Benchmark Ticker: | GT3S |

Index Criteria

ICE 0-3 Month US Treasury Notes & Bill Index

| | |
|----------------------------|---|
| Instrument Type | Included: Liquid, bullet, fixed-rate coupon bonds Excluded: Callable, puttable, inflation linked or convertible features |
| Remaining Maturity | Remaining maturity at rebalance of less than or equal to three months |
| Amount Outstanding | Minimum USD 1 billion equivalent |
| Currency | USD denominated, Currency-Hedged Share Classes |
| Country Eligibility | Issued by the United States Government |

Yield is not guaranteed and may change over time.

Source: J.P. Morgan Asset Management as at 30th April 2023.

For Belgium only: Please note this ETF() is not registered in Belgium and can only be accessible for professional clients. Please contact your J.P. Morgan Asset Management representative for further information. The offering of Shares has not been and will not be notified to the Belgian Financial Services and Markets Authority (Autoriteit voor Financiële Diensten en Markten/Autorité des Services et Marchés Financiers) nor has this document been, nor will it be, approved by the Financial Services and Markets Authority. The Shares may be offered in Belgium only to a maximum of 149 investors or to investors investing a minimum of EUR 250,000 or to professional or institutional investors, in reliance on Article 5 of the Law of August 3, 2012. This document may be distributed in Belgium only to such investors for their personal use and exclusively for the purposes of this offering of Shares. Accordingly, this document may not be used for any other purpose nor passed on to any other investor in Belgium

Performance: BB3M *

JPMorgan ETFs (Ireland) ICAV – BetaBuilders US Treasury Bond 0-3 Month UCITS ETF
As at 30th April 2023

| Market value | |
|---|------------|
| BetaBuilders UST Bond 0-3 Month UCITS ETF | USD 151 mm |

Annualised performance (%)

| | One Month | Three months | One year | Three Years | Five Years | Since inception |
|--|-----------|--------------|----------|-------------|------------|-----------------|
| BetaBuilders US Tsy Bond 0-3 Months ETF - Gross | 0.35 | 1.10 | 2.82 | | | 2.82 |
| ICE 0-3 Month US Treasury Notes & Bills Index TR | 0.35 | 1.11 | 2.83 | | | 2.90 |
| Excess return | 0.00 | -0.02 | -0.01 | | | -0.08 |

Calendar year performance (%)

| | 2022 |
|---|------|
| JPM BetaBuilders US Treasury Bond 0-3 Month UCITS ETF | 1.41 |
| ICE 0-3 Month US Treasury Notes & Bills Index | 1.41 |
| Excess return | 0.00 |

Past performance is not a reliable indicator for current and future results

Source: J.P. Morgan Asset Management. Share class performance is shown based on the NAV (net asset value) of the share class with income (gross) reinvested including actual ongoing charges excluding any entry and exit fees. Performance is shown based on the NAV which may not be the same as the market price of the ETF. Individual shareholders may realise returns that are different to the NAV based returns. Excess returns are calculated geometrically. Performance over one year is annualised. Share class inception date is 17 February 2021.

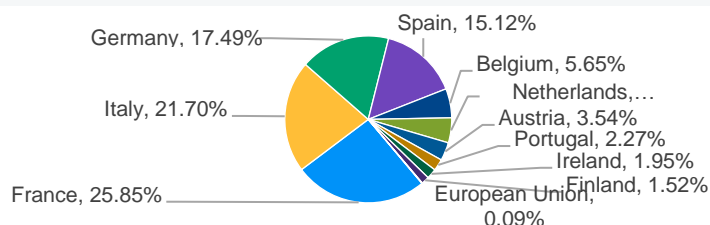
For Belgium only: Please note this ETF() is not registered in Belgium and can only be accessible for professional clients. Please contact your J.P. Morgan Asset Management representative for further information. The offering of Shares has not been and will not be notified to the Belgian Financial Services and Markets Authority (Autoriteit voor Financiële Diensten en Markten/Autorité des Services et Marchés Financiers) nor has this document been, nor will it be, approved by the Financial Services and Markets Authority. The Shares may be offered in Belgium only to a maximum of 149 investors or to investors investing a minimum of EUR 250,000 or to professional or institutional investors, in reliance on Article 5 of the Law of August 3, 2012. This document may be distributed in Belgium only to such investors for their personal use and exclusively for the purposes of this offering of Shares. Accordingly, this document may not be used for any other purpose nor passed on to any other investor in Belgium

J.P. Morgan – BetaBuilders EUR Government Bond UCITS ETF (BBEG *)

Build beta exposure to Eurozone government bonds

- **Expertise:** Strong quantitative research and investment team with a long track record managing beta strategies
- **Portfolio:** Constructed to closely track the J.P. Morgan EMU Government Bond Index, providing a reliable beta “building block” for investors
- **Results:** Offers investors liquid, low-cost beta exposure to euro-denominated government bonds

Country Exposure



Fund Characteristics

| | |
|---------------------------|---------------|
| Yield to Maturity: | 3.04% |
| Option Adjusted Duration: | 7.37 years |
| Average Credit Quality: | A+ |
| Total Expense Ratio: | 0.10% |
| Inception Date: | 25 April 2019 |
| Benchmark Ticker: | GBIESMEU |

Index Criteria

J.P. Morgan EMU Government Bond Index Select Maturity

| | |
|----------------------------|---|
| Instrument Type | Included: Liquid, bullet, fixed-rate coupon bonds Excluded: Callable, puttable, inflation linked or convertible features |
| Remaining Maturity | Remaining maturity at rebalance is at least 13 months |
| Amount Outstanding | Minimum EUR 1 billion |
| Currency | EUR denominated |
| Country Eligibility | Issued by a Eurozone country |

Yield is not guaranteed and may change over time.

Source: J.P. Morgan Asset Management as at 30th April 2023.

For Belgium only: Please note this ETF() is not registered in Belgium and can only be accessible for professional clients. Please contact your J.P. Morgan Asset Management representative for further information. The offering of Shares has not been and will not be notified to the Belgian Financial Services and Markets Authority (Autoriteit voor Financiële Diensten en Markten/Autorité des Services et Marchés Financiers) nor has this document been, nor will it be, approved by the Financial Services and Markets Authority. The Shares may be offered in Belgium only to a maximum of 149 investors or to investors investing a minimum of EUR 250,000 or to professional or institutional investors, in reliance on Article 5 of the Law of August 3, 2012. This document may be distributed in Belgium only to such investors for their personal use and exclusively for the purposes of this offering of Shares. Accordingly, this document may not be used for any other purpose nor passed on to any other investor in Belgium

Performance: BBEG *

JPMorgan ETFs (Ireland) ICAV – BetaBuilders EUR Government Bond UCITS ETF
As at 30th April 2023

| Market value | |
|--------------------------------------|-----------|
| BetaBuilders EUR Government Bond ETF | EUR 19 mm |

Annualised performance (%)

| | One Month | Three months | One year | Three Years | Five Years | Since inception |
|---|-----------|--------------|----------|-------------|------------|-----------------|
| JPM BetaBuilders EUR Govt Bond UCITS ETF - EUR (acc) | -0.10 | -0.05 | -8.41 | -5.78 | | -3.11 |
| J.P. Morgan EMU Government Bond Index Select Maturity | -0.10 | -0.04 | -8.41 | -5.70 | | -3.04 |
| Excess return | 0.00 | 0.00 | 0.00 | -0.08 | | -0.08 |

Calendar year performance (%)

| | 2020 | 2021 | 2022 |
|---|-------|-------|--------|
| JPM BetaBuilders EUR Govt Bond UCITS ETF - EUR (acc) | 5.06 | -3.69 | -18.67 |
| J.P. Morgan EMU Government Bond Index Select Maturity | 5.15 | -3.57 | -18.64 |
| Excess return | -0.08 | -0.13 | -0.03 |

Past performance is not a reliable indicator for current and future results

Source: J.P. Morgan Asset Management. Share class performance is shown based on the NAV (net asset value) of the share class with income (gross) reinvested including actual ongoing charges excluding any entry and exit fees. Performance is shown based on the NAV which may not be the same as the market price of the ETF. Individual shareholders may realise returns that are different to the NAV based returns. Excess returns are calculated geometrically. Performance over one year is annualised. Share class inception date is 25 April 2019.

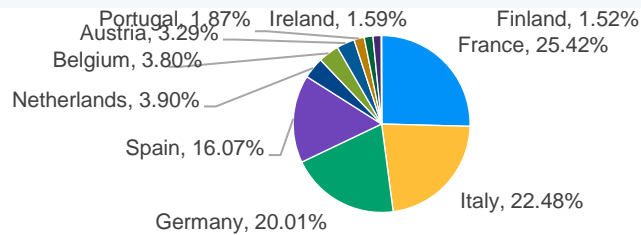
For Belgium only: Please note this ETF() is not registered in Belgium and can only be accessible for professional clients. Please contact your J.P. Morgan Asset Management representative for further information. The offering of Shares has not been and will not be notified to the Belgian Financial Services and Markets Authority (Autoriteit voor Financiële Diensten en Markten/Autorité des Services et Marchés Financiers) nor has this document been, nor will it be, approved by the Financial Services and Markets Authority. The Shares may be offered in Belgium only to a maximum of 149 investors or to investors investing a minimum of EUR 250,000 or to professional or institutional investors, in reliance on Article 5 of the Law of August 3, 2012. This document may be distributed in Belgium only to such investors for their personal use and exclusively for the purposes of this offering of Shares. Accordingly, this document may not be used for any other purpose nor passed on to any other investor in Belgium

J.P. Morgan – BetaBuilders EUR Government Bond 1-3 Year UCITS ETF (JE13 *)

Build beta exposure to shorter-dated Eurozone government bonds

- **Expertise:** Strong quantitative research and investment team with a long track record managing beta strategies
- **Portfolio:** Constructed to closely track the J.P. Morgan EMU Government Bond Index 1-3 Year, providing a reliable beta “building block” for investors
- **Results:** Offers investors liquid, low-cost beta exposure to short-dated euro-denominated government bonds

Country Exposure



Fund Characteristics

| | |
|---------------------------|------------------|
| Yield to Maturity: | 2.95% |
| Option Adjusted Duration: | 2.03 years |
| Average Credit Quality: | A+ |
| Total Expense Ratio: | 0.10% |
| Inception Date: | 15 February 2018 |
| Benchmark Ticker: | GBIE13EU |

Index Criteria

J.P. Morgan EMU Government Bond Index 1-3 Year Select Maturity

| | |
|----------------------------|---|
| Instrument Type | Included: Liquid, bullet, fixed-rate coupon bonds Excluded: Callable, puttable, inflation linked or convertible features |
| Remaining Maturity | Remaining maturity at rebalance is at least 13 months and less than 3 years |
| Amount Outstanding | Minimum EUR 1 billion |
| Currency | EUR denominated |
| Country Eligibility | Issued by a Eurozone country |

Yield is not guaranteed and may change over time.

Source: J.P. Morgan Asset Management as at 30th April 2023.

For Belgium only: Please note this ETF() is not registered in Belgium and can only be accessible for professional clients. Please contact your J.P. Morgan Asset Management representative for further information. The offering of Shares has not been and will not be notified to the Belgian Financial Services and Markets Authority (Autoriteit voor Financiële Diensten en Markten/Autorité des Services et Marchés Financiers) nor has this document been, nor will it be, approved by the Financial Services and Markets Authority. The Shares may be offered in Belgium only to a maximum of 149 investors or to investors investing a minimum of EUR 250,000 or to professional or institutional investors, in reliance on Article 5 of the Law of August 3, 2012. This document may be distributed in Belgium only to such investors for their personal use and exclusively for the purposes of this offering of Shares. Accordingly, this document may not be used for any other purpose nor passed on to any other investor in Belgium

Performance: JE13 *

JPMorgan ETFs (Ireland) ICAV – BetaBuilders EUR Government Bond 1-3 Year UCITS ETF

As at 30th April 2023

Annualised performance (%)

Market value

BetaBuilders EUR Gov't Bond 1-3 Year ETF EUR 50 mm

| | One Month | Three months | One year | Three Years | Five Years | Since inception |
|--|-----------|--------------|----------|-------------|------------|-----------------|
| JPM BetaBuilders EUR Govt Bond 1-3 yr UCITS ETF – EUR (acc) | 0.11 | 0.47 | -2.44 | -1.55 | -0.99 | -0.94 |
| J.P. Morgan EMU Government Bond Index 1-3 Year Select Maturity | 0.12 | 0.49 | -2.35 | -1.45 | -0.91 | -0.85 |
| Excess return | -0.01 | -0.02 | -0.09 | -0.10 | -0.09 | -0.09 |

Calendar year performance (%)

| | 2020 | 2021 | 2022 |
|--|-------|-------|-------|
| JPM BetaBuilders EUR Govt Bond 1-3 yr UCITS ETF - EUR (acc) | -0.02 | -0.83 | -5.01 |
| J.P. Morgan EMU Government Bond Index 1-3 Year Select Maturity | 0.08 | -0.73 | -4.93 |
| Excess return | -0.11 | -0.10 | -0.09 |

Past performance is not a reliable indicator for current and future results

Source: J.P. Morgan Asset Management. Share class performance is shown based on the NAV (net asset value) of the share class with income (gross) reinvested including actual ongoing charges excluding any entry and exit fees. Performance is shown based on the NAV which may not be the same as the market price of the ETF. Individual shareholders may realise returns that are different to the NAV based returns. Excess returns are calculated geometrically. Performance over one year is annualised. Share class inception date is 15 February 2018.

For Belgium only: Please note this ETF() is not registered in Belgium and can only be accessible for professional clients. Please contact your J.P. Morgan Asset Management representative for further information. The offering of Shares has not been and will not be notified to the Belgian Financial Services and Markets Authority (Autoriteit voor Financiële Diensten en Markten/Autorité des Services et Marchés Financiers) nor has this document been, nor will it be, approved by the Financial Services and Markets Authority. The Shares may be offered in Belgium only to a maximum of 149 investors or to investors investing a minimum of EUR 250,000 or to professional or institutional investors, in reliance on Article 5 of the Law of August 3, 2012. This document may be distributed in Belgium only to such investors for their personal use and exclusively for the purposes of this offering of Shares. Accordingly, this document may not be used for any other purpose nor passed on to any other investor in Belgium

J.P. Morgan – BetaBuilders UK Gilt 1-5 Year UCITS ETF (JG15)

Build beta exposure to shorter-dated UK government bonds

- › **Expertise:** Strong quantitative research and investment team with a long track record managing beta strategies
- › **Portfolio:** Constructed to closely track the JPM Gov't Bond Index United Kingdom 1-5 Years, providing a reliable beta “building block” for investors
- › **Results:** Offers investors liquid, low-cost beta exposure to short-dated GBP-denominated government bonds

Potential Client Outcomes



Defensive
Portfolio
Allocation



Lower
Interest
Rate
Sensitivity



Lower
Duration
Sensitivity

Fund Characteristics

| | |
|---------------------------|-------------|
| Yield to Maturity: | 3.86% |
| Option Adjusted Duration: | 2.78 years |
| Average Credit Quality: | AA- |
| Total Expense Ratio: | 0.07% |
| Inception Date: | 6 June 2018 |
| Benchmark Ticker: | GBIE15UK |

Index Criteria

J.P. Morgan Government Bond Index United Kingdom 1-5 Years Select Maturity

| | |
|----------------------------|---|
| Instrument Type | Included: Liquid, bullet, fixed-rate coupon bonds Excluded: Callable, puttable, inflation linked or convertible features |
| Remaining Maturity | Remaining maturity at rebalance is at least 13 months and less than 5 years |
| Amount Outstanding | Minimum USD 1 billion equivalent |
| Currency | GBP denominated |
| Country Eligibility | Issued by the United Kingdom Government |

Yield is not guaranteed and may change over time.

Source: J.P. Morgan Asset Management as at 30th April 2023.

For Belgium only: Please note this ETF() is not registered in Belgium and can only be accessible for professional clients. Please contact your J.P. Morgan Asset Management representative for further information. The offering of Shares has not been and will not be notified to the Belgian Financial Services and Markets Authority (Autoriteit voor Financiële Diensten en Markten/Autorité des Services et Marchés Financiers) nor has this document been, nor will it be, approved by the Financial Services and Markets Authority. The Shares may be offered in Belgium only to a maximum of 149 investors or to investors investing a minimum of EUR 250,000 or to professional or institutional investors, in reliance on Article 5 of the Law of August 3, 2012. This document may be distributed in Belgium only to such investors for their personal use and exclusively for the purposes of this offering of Shares. Accordingly, this document may not be used for any other purpose nor passed on to any other investor in Belgium

Performance: JG15

JPMorgan ETFs (Ireland) ICAV – BetaBuilders UK Gilt 1-5 Year UCITS ETF

As at 30th April 2023

Market value

BetaBuilders UK Gilt 1-5 Year
ETF GBP 51 mm

Annualised performance (%)

| | One Month | Three months | One year | Three Years | Five Years | Since inception |
|--|-----------|--------------|----------|-------------|------------|-----------------|
| JPM BetaBuilders UK Gilt 1-5 yr UCITS ETF - GBP (dist) | -0.43 | 0.71 | -3.08 | -2.33 | | -0.73 |
| J.P. Morgan Gov't Bond Index United Kingdom 1-5 Year Select Maturity | -0.42 | 0.67 | -3.02 | -2.26 | | -0.68 |
| Excess return | 0.00 | -0.04 | -0.07 | -0.07 | | -0.05 |

Calendar year performance (%)

| | 2020 | 2021 | 2022 |
|--|-------|-------|-------|
| JPM BetaBuilders UK Gilt 1-5 yr UCITS ETF - GBP (dist) | 1.88 | -1.96 | -5.81 |
| J.P. Morgan Gov't Bond Index United Kingdom 1-5 Year Select Maturity | 1.97 | -1.89 | -5.76 |
| Excess return | -0.09 | -0.06 | -0.05 |

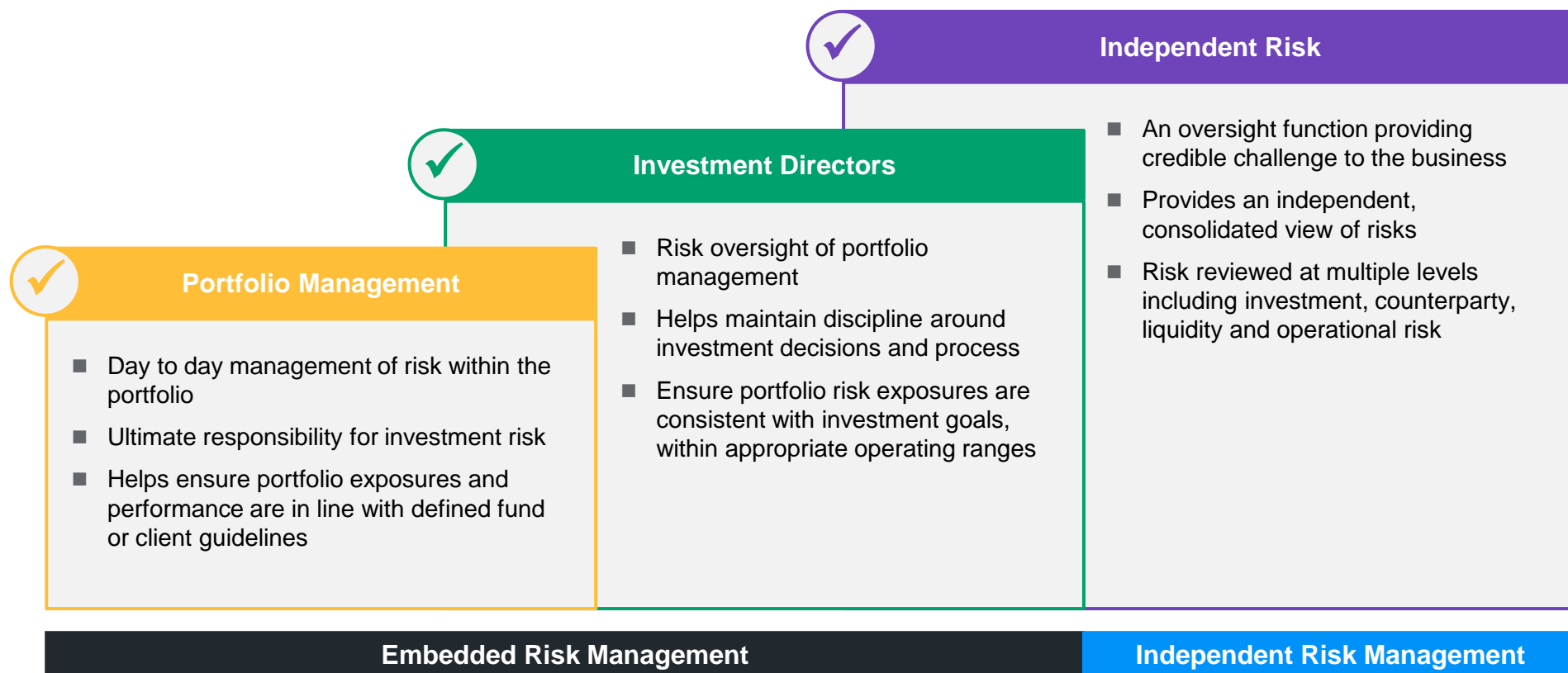
Past performance is not a reliable indicator for current and future results

Source: J.P. Morgan Asset Management. Share class performance is shown based on the NAV (net asset value) of the share class with income (gross) reinvested including actual ongoing charges excluding any entry and exit fees. Performance is shown based on the NAV which may not be the same as the market price of the ETF. Individual shareholders may realise returns that are different to the NAV based returns. Excess returns are calculated geometrically. Performance over one year is annualised. Share class inception date is 6 June 2018.

Appendix

Risk management is integral to everything we do

An integrated framework with multiple lines of “defence”



Source: J.P. Morgan Asset Management. The portfolio risk management process includes an effort to monitor and manage risk, but does not imply low risk.

Currency hedging for UCITS ETFs at J.P. Morgan Asset Management

Overview

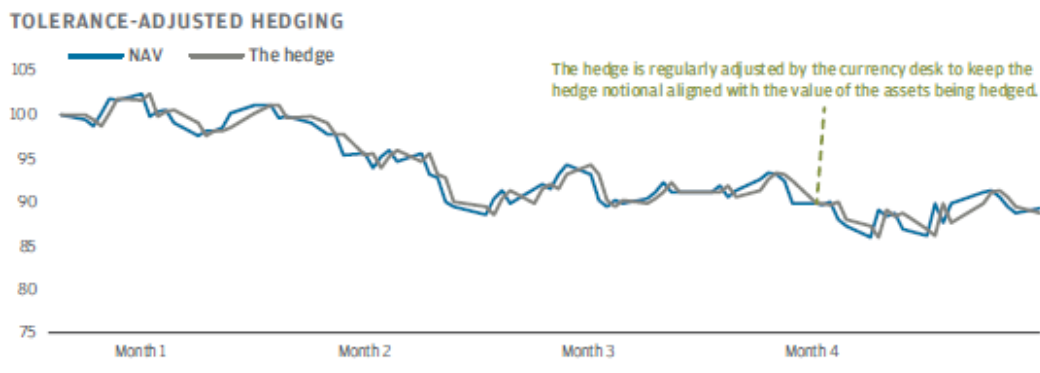
- JPMAM* offers currency-hedged share classes for several of its UCITS ETFs to help investors mitigate the impact of foreign exchange movements on their investment returns

Methodology

- JPMAM uses a tolerance-adjusted hedging approach for our ETF currency-hedged share classes
- Hedges are reset whenever the hedge ratio breaches a pre-set threshold
- Seeks to provide an accurate currency hedge for ETF investors without incurring excessive transaction costs
- JPMAM assesses each ETF, including its constituents, to determine an appropriate tolerance level, balancing tracking error and transaction costs
- It also reduces the risk that any large unadjusted over-hedged or under-hedged position affects the performance of the currency-hedged share class¹

Ring-fenced charges

- The costs and expenses incurred in the hedging process are ring-fenced and only borne by investors in the currency-hedged share classes
- JPMAM charges the same Total Expense Ratio for hedged and unhedged share classes



Source: J.P. Morgan Asset Management. For illustrative purposes only.

¹ As a result, performance may be different from many ETF monthly-hedged benchmarks, where hedges are typically only reset once each month

*JPMAM refers to J.P. Morgan Asset Management (JPMAM) is the brand name of the global group of asset management companies belonging to JPMorgan Chase & Co. (JPMC). JPMC is the ultimate parent company of the investment companies that make up JPMAM. The acronym "ETF" stands for Exchange Traded Fund.

Investment Objective and Risk Profile

JPMorgan ETFs (Ireland) ICAV - BetaBuilders EUR Govt Bond UCITS ETF *

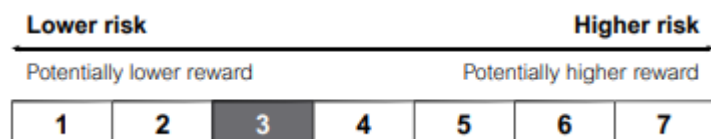
Investment objective

The Fund aims to provide an exposure to the performance of Euro-denominated bonds that have been issued by governments of Eurozone countries.

Risk Profile

- The value of your investment may fall as well as rise and you may get back less than you originally invested.
- The value of debt securities may change significantly depending on economic and interest rate conditions as well as the credit worthiness of the issuer. Issuers of debt securities may fail to meet payment obligations or the credit rating of debt securities may be downgraded.
- The Fund is not expected to track the performance of the Index at all times with perfect accuracy. The Fund is, however, expected to provide investment results that, before expenses, generally correspond to the price and yield performance of the Index.
- The Fund may be concentrated geographically. As a result, the Fund may be more volatile than more broadly diversified funds.
- Further information about risks can be found in the "Risk Information" section of the Prospectus.

Risk indicator



For Belgium only: Please note this ETF() is not registered in Belgium and can only be accessible for professional clients. Please contact your J.P. Morgan Asset Management representative for further information. The offering of Shares has not been and will not be notified to the Belgian Financial Services and Markets Authority (Autoriteit voor Financiële Diensten en Markten/Autorité des Services et Marchés Financiers) nor has this document been, nor will it be, approved by the Financial Services and Markets Authority. The Shares may be offered in Belgium only to a maximum of 149 investors or to investors investing a minimum of EUR 250,000 or to professional or institutional investors, in reliance on Article 5 of the Law of August 3, 2012. This document may be distributed in Belgium only to such investors for their personal use and exclusively for the purposes of this offering of Shares. Accordingly, this document may not be used for any other purpose nor passed on to any other investor in Belgium

Please refer to the latest prospectus and Key Investor Information Document (KIID) for more information relating to the Fund.

Investment Objective and Risk Profile

JPMorgan ETFs (Ireland) ICAV - BetaBuilders EUR Govt Bond 1-3 yr UCITS ETF *

Investment objective

The Fund aims to provide an exposure to the performance of Euro-denominated bonds that have been issued by governments of Eurozone countries with a maturity of between one and three years.

Risk Profile

- The value of your investment may fall as well as rise and you may get back less than you originally invested.
- The value of debt securities may change significantly depending on economic and interest rate conditions as well as the credit worthiness of the issuer. Issuers of debt securities may fail to meet payment obligations or the credit rating of debt securities may be downgraded.
- The Fund is not expected to track the performance of the Index at all times with perfect accuracy. The Fund is, however, expected to provide investment results that, before expenses, generally correspond to the price and yield performance of the Index.
- The Fund may be concentrated geographically. As a result, the Fund may be more volatile than more broadly diversified funds.
- Further information about risks can be found in the "Risk Information" section of the Prospectus.

Risk indicator



For Belgium only: Please note this ETF() is not registered in Belgium and can only be accessible for professional clients. Please contact your J.P. Morgan Asset Management representative for further information. The offering of Shares has not been and will not be notified to the Belgian Financial Services and Markets Authority (Autoriteit voor Financiële Diensten en Markten/Autorité des Services et Marchés Financiers) nor has this document been, nor will it be, approved by the Financial Services and Markets Authority. The Shares may be offered in Belgium only to a maximum of 149 investors or to investors investing a minimum of EUR 250,000 or to professional or institutional investors, in reliance on Article 5 of the Law of August 3, 2012. This document may be distributed in Belgium only to such investors for their personal use and exclusively for the purposes of this offering of Shares. Accordingly, this document may not be used for any other purpose nor passed on to any other investor in Belgium

Please refer to the latest prospectus and Key Investor Information Document (KIID) for more information relating to the Fund.

Investment Objective and Risk Profile

JPMorgan ETFs (Ireland) ICAV - BetaBuilders US Treasury Bond UCITS ETF *

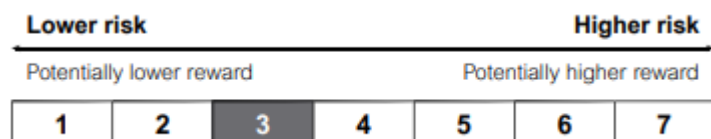
Investment objective

The Fund aims to provide an exposure to the performance of US Dollar denominated fixed rate government bonds issued by the US Treasury.

Risk Profile

- The value of your investment may fall as well as rise and you may get back less than you originally invested.
- The value of debt securities may change significantly depending on economic and interest rate conditions as well as the credit worthiness of the issuer. Issuers of debt securities may fail to meet payment obligations or the credit rating of debt securities may be downgraded.
- The Fund is not expected to track the performance of the Index at all times with perfect accuracy. The Fund is, however, expected to provide investment results that, before expenses, generally correspond to the price and yield performance of the Index.
- Further information about risks can be found in the "Risk Information" section of the Prospectus.

Risk indicator



For Belgium only: Please note this ETF() is not registered in Belgium and can only be accessible for professional clients. Please contact your J.P. Morgan Asset Management representative for further information. The offering of Shares has not been and will not be notified to the Belgian Financial Services and Markets Authority (Autoriteit voor Financiële Diensten en Markten/Autorité des Services et Marchés Financiers) nor has this document been, nor will it be, approved by the Financial Services and Markets Authority. The Shares may be offered in Belgium only to a maximum of 149 investors or to investors investing a minimum of EUR 250,000 or to professional or institutional investors, in reliance on Article 5 of the Law of August 3, 2012. This document may be distributed in Belgium only to such investors for their personal use and exclusively for the purposes of this offering of Shares. Accordingly, this document may not be used for any other purpose nor passed on to any other investor in Belgium

Please refer to the latest prospectus and Key Investor Information Document (KIID) for more information relating to the Fund.

Investment Objective and Risk Profile

JPMorgan ETFs (Ireland) ICAV - BetaBuilders US Treasury Bond 1-3 yr UCITS ETF *


Investment objective

The Fund aims to provide an exposure to the performance of US Dollar-denominated fixed rate government bonds issued by the US Treasury with a maturity of between one and three years.

Risk Profile

- The value of your investment may fall as well as rise and you may get back less than you originally invested.
- The value of debt securities may change significantly depending on economic and interest rate conditions as well as the credit worthiness of the issuer.
- The Fund is not expected to track the performance of the Index at all times with perfect accuracy. The Fund is, however, expected to provide investment results that, before expenses, generally correspond to the price and yield performance of the Index.
- Further information about risks can be found in the "Risk Information" section of the Prospectus.

Risk indicator



For Belgium only: Please note this ETF() is not registered in Belgium and can only be accessible for professional clients. Please contact your J.P. Morgan Asset Management representative for further information. The offering of Shares has not been and will not be notified to the Belgian Financial Services and Markets Authority (Autoriteit voor Financiële Diensten en Markten/Autorité des Services et Marchés Financiers) nor has this document been, nor will it be, approved by the Financial Services and Markets Authority. The Shares may be offered in Belgium only to a maximum of 149 investors or to investors investing a minimum of EUR 250,000 or to professional or institutional investors, in reliance on Article 5 of the Law of August 3, 2012. This document may be distributed in Belgium only to such investors for their personal use and exclusively for the purposes of this offering of Shares. Accordingly, this document may not be used for any other purpose nor passed on to any other investor in Belgium

Please refer to the latest prospectus and Key Investor Information Document (KIID) for more information relating to the Fund.

Investment Objective and Risk Profile

JPMorgan ETFs (Ireland) ICAV - BetaBuilders US Treasury Bond 0-1 yr UCITS ETF *

Investment objective

The Fund aims to provide an exposure to the performance of US Dollar-denominated fixed rate government bonds issued by the US Treasury with a maturity of less than one year.

Risk Profile

- The value of your investment may fall as well as rise and you may get back less than you originally invested.
- The value of debt securities may change significantly depending on economic and interest rate conditions as well as the credit worthiness of the issuer. Issuers of debt securities may fail to meet payment obligations or the credit rating of debt securities may be downgraded.
- The Fund is not expected to track the performance of the Index at all times with perfect accuracy. The Fund is, however, expected to provide investment results that, before expenses, generally correspond to the price and yield performance of the Index.
- The single market in which the Fund invests may be subject to particular political and economic risks, and as a result, the Fund may be more volatile than more broadly diversified funds.
- Further information about risks can be found in the "Risk Information" section of the Prospectus.

Risk indicator



For Belgium only: Please note this ETF() is not registered in Belgium and can only be accessible for professional clients. Please contact your J.P. Morgan Asset Management representative for further information. The offering of Shares has not been and will not be notified to the Belgian Financial Services and Markets Authority (Autoriteit voor Financiële Diensten en Markten/Autorité des Services et Marchés Financiers) nor has this document been, nor will it be, approved by the Financial Services and Markets Authority. The Shares may be offered in Belgium only to a maximum of 149 investors or to investors investing a minimum of EUR 250,000 or to professional or institutional investors, in reliance on Article 5 of the Law of August 3, 2012. This document may be distributed in Belgium only to such investors for their personal use and exclusively for the purposes of this offering of Shares. Accordingly, this document may not be used for any other purpose nor passed on to any other investor in Belgium

Please refer to the latest prospectus and Key Investor Information Document (KIID) for more information relating to the Fund.

Investment Objective and Risk Profile

JPMorgan ETFs (Ireland) ICAV - BetaBuilders US Treasury Bond 0-3 months UCITS ETF *

Investment objective

The Fund aims to provide an exposure to the performance of US Dollar-denominated fixed rate government bonds issued by the US Treasury with a remaining maturity of less than and equal to three months.

Risk Profile

- The value of your investment may fall as well as rise and you may get back less than you originally invested.
- The value of debt securities may change significantly depending on economic and interest rate conditions as well as the credit worthiness of the issuer. Issuers of debt securities may fail to meet payment obligations or the credit rating of debt securities may be downgraded.
- The Sub-Fund is not expected to track the performance of the Index at all times with perfect accuracy. The Fund is, however, expected to provide investment results that, before expenses, generally correspond to the price and yield performance of the Index.
- The single market in which the Sub-Fund invests may be subject to particular political and economic risks, and as a result, the Fund may be more volatile than more broadly diversified funds.
- Further information about risks can be found in the "Risk Information" section of the Prospectus.

Risk indicator



For Belgium only: Please note this ETF() is not registered in Belgium and can only be accessible for professional clients. Please contact your J.P. Morgan Asset Management representative for further information. The offering of Shares has not been and will not be notified to the Belgian Financial Services and Markets Authority (Autoriteit voor Financiële Diensten en Markten/Autorité des Services et Marchés Financiers) nor has this document been, nor will it be, approved by the Financial Services and Markets Authority. The Shares may be offered in Belgium only to a maximum of 149 investors or to investors investing a minimum of EUR 250,000 or to professional or institutional investors, in reliance on Article 5 of the Law of August 3, 2012. This document may be distributed in Belgium only to such investors for their personal use and exclusively for the purposes of this offering of Shares. Accordingly, this document may not be used for any other purpose nor passed on to any other investor in Belgium

Please refer to the latest prospectus and Key Investor Information Document (KIID) for more information relating to the Fund.

Investment Objective and Risk Profile

JPMorgan ETFs (Ireland) ICAV - BetaBuilders UK Gilt 1-5 yr UCITS ETF

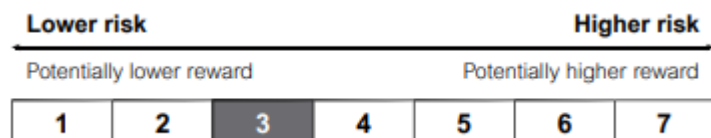
Investment objective

The Fund aims to provide an exposure to the performance of Pound Sterling-denominated fixed rate UK government bonds with a maturity of between one and five years.

Risk Profile

- The value of your investment may fall as well as rise and you may get back less than you originally invested.
- The value of debt securities may change significantly depending on economic and interest rate conditions as well as the credit worthiness of the issuer. Issuers of debt securities may fail to meet payment obligations or the credit rating of debt securities may be downgraded.
- The Fund is not expected to track the performance of the Index at all times with perfect accuracy. The Fund is, however, expected to provide investment results that, before expenses, generally correspond to the price and yield performance of the Index.
- The single market in which the Fund invests may be subject to particular political and economic risks, and as a result, the Fund may be more volatile than more broadly diversified funds.
- Further information about risks can be found in the "Risk Information" section of the Prospectus.

Risk indicator



Please refer to the latest prospectus and Key Investor Information Document (KIID) for more information relating to the Fund.

Important information

[For Professional Clients / Qualified Investors only – not for Retail use or distribution.]

This is a marketing communication and as such the views contained herein do not form part of an offer, nor are they to be taken as advice or a recommendation, to buy or sell any investment or interest thereto. Reliance upon information in this material is at the sole discretion of the reader. Any research in this document has been obtained and may have been acted upon by J.P. Morgan Asset Management for its own purpose. The results of such research are being made available as additional information and do not necessarily reflect the views of J.P. Morgan Asset Management. Any forecasts, figures, opinions, statements of financial market trends or investment techniques and strategies expressed are, unless otherwise stated, J.P. Morgan Asset Management's own at the date of this document. They may not necessarily be all inclusive and are not guaranteed as to accuracy. They may be subject to change without reference or notification to you. The value of investments and the income from them may fluctuate in accordance with market conditions and taxation agreements and investors may not get back the full amount invested. Changes in exchange rates may have an adverse effect on the value, price or income of the products or underlying overseas investments. Past performance and yield are not a reliable indicator of current and future results. There is no guarantee that any forecast made will come to pass. Furthermore, there can be no assurance that the investment objectives of the investment products will be met. J.P. Morgan Asset Management is the brand name for the asset management business of JPMorgan Chase & Co. and its affiliates worldwide. To the extent permitted by applicable law, we may record telephone calls and monitor electronic communications to comply with our legal and regulatory obligations and internal policies. Personal data will be collected, stored and processed by J.P. Morgan Asset Management in accordance with our EMEA Privacy Policy www.jpmorgan.com/emea-privacy-policy. As the product may not be authorised or its offering may be restricted in your jurisdiction, it is the responsibility of every reader to satisfy himself as to the full observance of the laws and regulations of the relevant jurisdiction. Prior to any application investors are advised to take all necessary legal, regulatory and tax advice on the consequences of an investment in the products. Shares or other interests may not be offered to, or purchased, directly or indirectly by US persons. All transactions should be based on the latest available Prospectus, the Key Information Document (KID) and any applicable local offering document. These documents together with the annual report, semi-annual report, the articles of incorporation and sustainability-related disclosures for the Luxembourg domiciled products are available in English upon request from JPMorgan Asset Management (Europe) S.à r.l., 6 route de Trèves, L-2633 Senningerberg, Grand Duchy of Luxembourg, your financial adviser, your J.P. Morgan Asset Management regional contact or at <https://am.jpmorgan.com>. A summary of investor rights is available in English at <https://am.jpmorgan.com/lu/investor-rights>. J.P. Morgan Asset Management may decide to terminate the arrangements made for the marketing of its collective investment undertakings. In Switzerland, JPMorgan Asset Management Switzerland LLC (JPMAMS), Dreikönigstrasse 37, 8002 Zurich, acts as Swiss representative of the funds and J.P. Morgan (Suisse) SA, Rue du Rhône 35, 1204 Geneva, as paying agent. With respect to its distribution activities in and from Switzerland, JPMAMS receives remuneration which is paid out of the management fee as defined in the respective fund documentation. Further information regarding this remuneration, including its calculation method, may be obtained upon written request from JPMAMS. This communication is issued in Europe (excluding UK) by JPMorgan Asset Management (Europe) S.à r.l., 6 route de Trèves, L-2633 Senningerberg, Grand Duchy of Luxembourg, R.C.S. Luxembourg B27900, corporate capital EUR 10.000.000. This communication is issued in the UK by JPMorgan Asset Management (UK) Limited, which is authorised and regulated by the Financial Conduct Authority. Registered in England No. 01161446. Registered address: 25 Bank Street, Canary Wharf, London E14 5JP.

0903c02a82541409