


April 2023

J.P. Morgan Asset Management BetaBuilders UCITS Equity ETFs*



This is a marketing communication. Please refer to the prospectus and to the KID or KIID before making any final investment decisions.

FOR PROFESSIONAL CLIENTS / QUALIFIED INVESTORS ONLY | NOT FOR RETAIL USE OR DISTRIBUTION

J.P.Morgan
ASSET MANAGEMENT

Contents

01 Capabilities

02 Equity BetaBuilders

- Our Expertise
 - The Portfolio
 - Results
-

Appendix

01

Capabilities

Core Beta Solutions Investment Team – Current Assets

MARKET CAP Equity Long-only

Market cap strategies offered as asset allocation building blocks

Strategies– Total Assets \$58.3bn

S&P 500 – CF, MF, Sep
\$20.7bn

S&P MidCap 400 Comm. Fund¹
\$2.0Bn

Russell 2000 Comm. Fund¹
\$1.6bn

MSCI EAFE Comm. Fund¹, Sep
\$6.8bn

MSCI US REIT Comm. Fund
\$1.0B

BetaBuilder Japan ETF
\$6.7bn

BetaBuilder Europe ETF
\$3.1bn

BetaBuilder US REIT ETF
\$846m

BetaBuilder Canada ETF
\$5.7bn

BetaBuilder Asia ex Japan ETF
\$4.0bn

BetaBuilder US ETF & ICAV
\$1.3bn

BetaBuilder International ETF & Sep
\$2.9bn

BetaBuilder US Mid Cap ETF
\$1.3bn

BetaBuilder US Small Cap ETF & ICAV
\$550m

Source: J.P. Morgan Asset Management, as of 31 December 2022. ¹Commingled Funds are currently non-investable by external investors

Core Beta Solutions – Investment team

George Gatch, CEO, J. P. Morgan Asset Management

Jed Laskowitz, Head of Global Asset Management Solutions (AMS)

Portfolio Management Team

Ove Fladberg

CIO, Equity Market Cap Replication

Nick D'Eramo
Oliver Furby
Alex Hamilton

Mike Loeffler
Tian Xie

Global Research Technology

David Lin, Head of Team

Manish Kumar, Head of Beta Technology

+10 dedicated team members

Investment Specialists

Robert Stewart

*Global Head of AMS
Investment Specialists*

Hanna Bach Nielsen

Keegan Ball

Katie Magee

Garrett Norman

Gareth Turner

Mia Yammine

Related functions

Middle Office

Neelam Gupta, ETF & Beta
Middle Office Lead
+10 team members dedicated to Beta

Investment Director & Embedded Risk

Lukasz Styrna, Head of team
+6 team members

JPMAM Trading

Equity - 40+ traders and analysts
Fixed Income - 20+ traders
Currency - 15+ currency managers

Independent functions

JPMAM Risk Management, including:
AM Counterparty Risk Group
Investment risk oversight
Model Risk Governance and Review

Source: J.P. Morgan Asset Management, as of 31 December 2022.

Equity BetaBuilders

Scale, risk management, and a track record of consistency

J.P. Morgan Market Cap Beta Strategies

Scale and resources

- **Tenured investment team** led by Ove Fladberg
- **Employing the scale of J.P. Morgan** through proprietary technology platform, global trading capabilities, and middle office capacity

\$2.8T+
Managed

Managed by JPMAM, one of the largest asset managers in the world

Robust track record

- **Demonstrated results** of delivering precise, reliable performance across US and international equity mandates
- **Flexible Implementation** processes to find balance of transaction cost efficiency, performance, and tracking error

>30
Year track record

Managing passive equities

Efficiency through technology

- **Proprietary technology platform** that has been tailor made for Portfolio Management workflow
- **Investment and Operational Risk controls** implemented via technology, with additional independent risk management evaluations

\$100M
Invested

To build a single, unified technology platform

Source: J.P. Morgan Asset Management, as of 31 December 2022.

Provided for information only, not to be construed as research or investment advice. Investments involve risks and are not similar or comparable to deposits. Not all investments are suitable for all investors. Risk management does not imply elimination of risks. There can be no assurance that professionals currently employed by JPMAM will continue to be employed by JPMAM or that past performance or success of such professionals serve as an indicator of the professionals' future performance or success.

A diversified, significant history of indexing capabilities

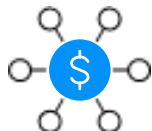
- Currently managing assets tracking US, developed, emerging markets and global indices
- Assets managed via multiple structures including Mutual Funds, Commingled Funds, and Segregated Mandates
- Daily index data from MSCI, S&P Dow Jones, and FTSE Russell received, scrubbed, and automatically uploaded into portfolio management system, J.P. Morgan Spectrum™

Timeline of Noteworthy Market Cap Beta Launches



1990

Equity Index
Strategy Launched




1995

First EAFE / EM
Blend Index Fund



2000

First Enhanced Index
Fund Launched



2005

First MLP
Index Managed



2015

UCITS and
40 Act ETF
Strategies launched

Source: J.P. Morgan Asset Management. MLP = Master Limited Partnership.

Index tracking equity capabilities

Systematic Process

- **Proprietary technology** built within JP Morgan Spectrum™ to support portfolio management workflow
- **Index change and event data** is ported automatically into the system for portfolio manager review
- Portfolio management activity creates **trade lists which are fed directly** to global trading desks

Deliberate Implementation

- **Full replication is favoured** to ensure tightest possible tracking error, when size allows
- Where benchmarks and/or mandates require it, **optimisation is implemented through JPM Spectrum™** with a keen focus on matching index attributes and minimising transaction costs
- **Cash is equitized in a timely and efficient manner**, generally through a single future, or custom basket of futures

Acute Focus on Risk

- Ability to **view multiple days forward** to anticipate changes and stay fully invested
- **Continuous middle office reconciliation** validates events and notifies of any mismatches
- **Multiple risk and status reports** daily through system and independent risk management teams
- Advanced **Fundamental Risk model** view to ensure that index attributes remain aligned

Source: J.P. Morgan Asset Management, as of 31 March 2023.

Provided for information only, not to be construed as research or investment advice. Investments involve risks and are not similar or comparable to deposits. Not all investments are suitable for all investors. Risk management does not imply elimination of risks.

Implementation supported by proprietary world-class technology

Our proprietary technology platform unifies USD 2.8T+ of AUM and allows all clients, across asset classes and structures, to benefit from the immense scale of J.P. Morgan Asset Management



Analytics

Better, more consistent indexing outcomes through access to research, analytical tools, and portfolio construction stress testing

Implementation

Scale and efficiency in portfolio management through replication assessment, compliance testing, and order management

Trading

Immediate communication with global trade desks ensures portfolio and index exposures remain aligned, and post trade analytics facilitate constant improvement

Source: J.P. Morgan Asset Management. Total assets as of 31 December 2022. Provided for illustrative purposes only. Please refer to the offering documents for further details.

J.P. Morgan – BetaBuilders US Equity UCITS ETF (BBUS *)

Market Cap weighted exposure to large and mid-cap U.S. equities

- **Expertise:** Strong investment team with a more than three decades experience managing global market cap equity strategies
- **Portfolio:** Index-tracking strategy constructed to offer large and mid cap equity exposure to the U.S. equity market
- **Results:** Offers investors a liquid, low-cost beta exposure to US equities

BBUS highlights



Low cost



Liquid



Traditional
US Equity
Exposure

Index overview

- Large and Mid-Cap US Equity Securities (85% of market by free float)
- Weighted by Float-Adjusted Market Cap
- Quarterly Rebalance
- Transparent and objective rules; full investability; and low turnover

Fund characteristics

Benchmark Index:	Morningstar US TME Index
Benchmark Ticker:	MSUTMENU
Investment Approach:	Physical; Full Replication
Domicile and Legal Structure	Ireland, UCITS
Total Expense Ratio:	0.04%
Inception Date:	3 April 2019
Base Currency:	USD

Source: J.P. Morgan Asset Management, Morningstar® as of 31 March 2023. Provided for information only, not to be construed as research or investment advice. Investments involve risks and are not similar or comparable to deposits. Not all investments are suitable for all investors. Please refer to the offering documents for further details.

JPMorgan BetaBuilders US ETF (BBUS)

Market cap-weighted exposure to large- and mid-cap US equities

EXPERTISE: Experienced team with a long track record of managing global market cap equity strategies

PORTFOLIO: Constructed to offer large and mid cap US equity exposure, similar to other widely used market cap indices in the space

RESULTS: Offers investors liquid, low-cost exposure to US equities

Fund Characteristics:

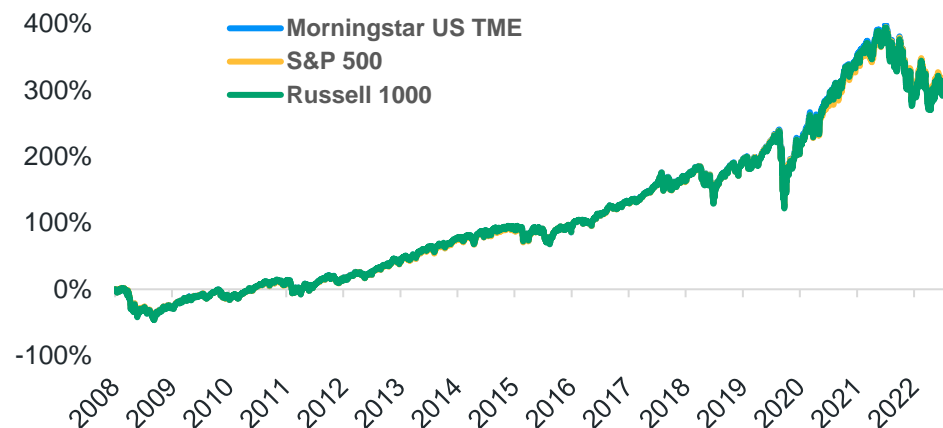
Expense Ratio	Net Assets	Inception Date	# Holdings	Benchmark
0.02%	\$1.5bn	3/12/2019	602	Morningstar US Target Market Exposure Index

Index information

	Morningstar US TME	S&P 500	Russell 1000
Avg Market Cap	\$173,560	\$188,808	\$146,096
# Holdings	602	503	1,007
Price/Book	3.45	3.42	3.31
Price/Earnings	18.77	18.64	18.44

Since Common Index Inception Statistics

Return	10.40%	10.44%	10.35%
Standard Deviation	16.32%	16.20%	16.52%
Tracking Error to the S&P 500	0.53	0.00	0.86
Tracking Error to the Russell 1000	0.56	0.86	0.00



Source: J.P. Morgan Asset Management and Morningstar, as of March 31, 2023. Since Common Index Inception data points begin on 7/1/2008. Since Inception data points are based on monthly returns of each index. Other indices shown are based on most common indices used in the region by fund AUM. Please refer to the appendix for additional information, including index definitions and standardized performance.

Performance: BBUS

JPMorgan ETFs (Ireland) ICAV – BetaBuilders US Equity UCITS ETF*

As at 30 April 23

Market value

BetaBuilders US Equity ETF USD 23.2m

Annualised performance (%)

	One Month	Three months	YTD	One year	Three years	Five years	Since Inception
JPM BetaBuilders US Equity UCITS ETF – USD (acc)	1.31	2.37	9.04	1.65	13.78	-	10.83
Morningstar® US Target Market Exposure™ Index	1.30	2.30	8.95	1.40	13.55	-	10.59
Excess return	0.01	0.07	0.08	0.25	0.21	-	0.22

Calendar year performance (%)

	2020	2021	2022
JPM BetaBuilders US Equity UCITS ETF – USD (acc)	20.38	26.71	-19.61
Morningstar® US Target Market Exposure™ Index	20.11	26.50	-19.81
Excess return	0.22	0.17	0.25

Source: J.P. Morgan Asset Management. Share class performance is shown based on the NAV (net asset value) of the share class with income (gross) reinvested including actual ongoing charges excluding any entry and exit fees. Performance is shown based on the NAV which may not be the same as the market price of the ETF. Individual shareholders may realise returns that are different to the NAV based returns. Excess returns are calculated geometrically. Performance over one year is annualised. Share class inception date is 3 April 2019.

Past performance is not a reliable indicator for current and future results

J.P. Morgan – BetaBuilders US Equity Small Cap UCITS ETF (BBSC*)

Market Cap weighted exposure to small-cap U.S. equities

- > **Expertise:** Strong investment team with more than three decades experience managing global market cap equity strategies
- > **Portfolio:** Index-tracking strategy constructed to offer small-cap equity exposure to the U.S. equity market
- > **Results:** Presents investors a liquid, low-cost beta exposure to US equities

BBSC highlights

Low cost

Liquid

Traditional
US Equity
Exposure

Index overview

- Small-cap US Equity Securities (85th -99th percentile of market capitalization, subject to liquidity screens)
- Weighted by Float-Adjusted Market Cap
- Quarterly Rebalance
- Transparent and objective rules; full investability and low turnover

Fund characteristics

Benchmark Index:	Morningstar US Small Cap TME Index
Benchmark Ticker:	-
Investment Approach:	Physical; Full Replication
Domicile and Legal Structure	Ireland, UCITS
Total Expense Ratio:	0.14%
Inception Date:	9 August 2022
Base Currency:	USD

Source: J.P. Morgan Asset Management, Morningstar[®] as of 31 March 2023 . Provided for information only, not to be construed as research or investment advice. Investments involve risks and are not similar or comparable to deposits. Not all investments are suitable for all investors. Please refer to the offering documents for further details. Indices do not include fees or operating expenses and are not available for actual investment. Past Performance is not indicative of current or future results

Appendix

Risk management is integral to everything we do

An integrated framework with multiple lines of “defense”

Portfolio Management

- Day to day management of risk within the portfolio
- Ultimate responsibility for investment risk
- Helps ensure portfolio exposures and performance are in line with defined fund or client guidelines

Investment Directors

- Risk oversight of portfolio management
- Helps maintain discipline around investment decisions and process
- Ensure portfolio risk exposures are consistent with investment goals, within appropriate operating ranges

Independent Risk

- An oversight function providing credible challenge to the business
- Provides an independent, consolidated view of risks
- Risk reviewed at multiple levels including investment, counterparty, liquidity and operational risk

Source: J.P. Morgan Asset Management. The portfolio risk management process includes an effort to monitor and manage risk, but does not imply low risk.

Global equity index comparison chart

	Morningstar	MSCI	FTSE	S&P
Headline Index Name	Morningstar Global Target Market Exposure Index	MSCI ACWI Index	FTSE All World Index	S&P Global LargeMidCap Index
Index Inception Date	June 20, 2008	December 31, 1987	December 31, 1993	July 31, 1989
Market Cap Coverage	85%	85%	92%	85%
Country Coverage	47 (23 DM, 24 EM)	47 (23 DM, 24 EM)	47 (24 DM, 23 EM)	48 (25 DM, 24 EM)
Total # Stocks	2957	2781	3180	2993
Free Float Requirements	Free float > = 10%	Free float > = 15%*	Free float > 5%	N.A.
Cap Breakdown	<ul style="list-style-type: none"> • Top 70% • 70–85% 	<ul style="list-style-type: none"> • Top 70% • 70–85% 	<ul style="list-style-type: none"> • Top 72% • 72–92% 	<ul style="list-style-type: none"> • Top 70% • 70–85%
Rebalance	Quarterly	Quarterly	Quarterly	Quarterly
Reconstitution	Semi-annually	Semi-annually	Semi-annually	Semi-annually
Country Classification	<ul style="list-style-type: none"> • Not included • Emerging • Not Included 	<ul style="list-style-type: none"> • Not included • Emerging • Emerging 	<ul style="list-style-type: none"> • Developed • Developed • Not Included 	<ul style="list-style-type: none"> • Developed • Developed • Not Included
Key Eligibility Criteria for Developed Markets	Economic development, market efficiency and accessibility	Economic development, liquidity, and market accessibility	Economic development, market regulation, consistency, stability, and access	Economic development, market size, liquidity, and accessibility
ADR (American Depository Receipt) Eligibility	Not Included	Included when Local Listing not present / local listing fails investability criteria	Included when Local Listing not present / local listing fails investability criteria	Included when Local Listing not present / Local listing fails investability criteria

As of 31 December 2018. *Securities with float market capitalization > 1.8 times minimum float market capitalization. DM = Developed Markets, EM = Emerging Markets
Source: Relevant index providers. Provided for information only, not to be construed as research or investment advice.

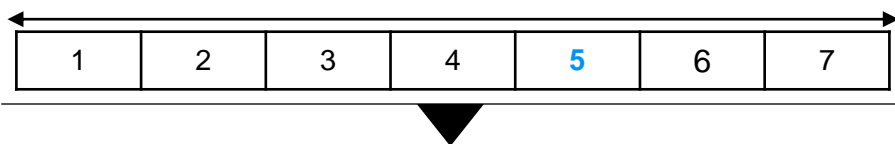
Investment objective and main risks

JPMorgan ETFs (Ireland) ICAV – BetaBuilders US Equity UCITS ETF (BBUS) *

INVESTMENT OBJECTIVE

The Fund seeks to provide returns that correspond with those of the Index by investing primarily in US stocks.

Summary Risk Indicator



The risk indicator assumes you keep the product for 5 year(s). The risk of the product may be significantly higher if held for less than the recommended holding period. In the UK, please refer to the synthetic risk and reward indicator in the latest available key investor information

KEY RISKS

- The value of your investment may fall as well as rise and you may get back less than you originally invested.
- The value of equities may go down as well as up in response to the performance of individual companies and general market conditions, sometimes rapidly or unpredictably. If a company goes through bankruptcy or a similar financial restructuring, its shares in issue typically lose most or all of their value.
- Since the instruments held by the Sub-Fund may be denominated in currencies other than the Base Currency, the Sub-Fund may be affected unfavourably by exchange control regulations or fluctuations in currency rates. For this reason, changes in currency exchange rates can affect the value of the Sub-Fund's portfolio and may impact the value of the Shares.
- The Sub-Fund is not expected to track the performance of the Index at all times with perfect accuracy. The Sub-Fund is, however, expected to provide investment results that, before expenses, generally correspond to the price and yield performance of the Index.
- Further information about risks can be found in the "Risk Information" section of the Prospectus.

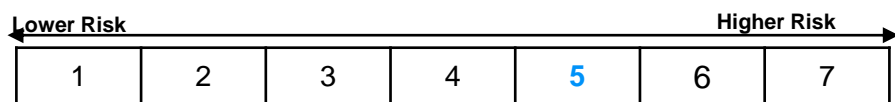
Investment objective and main risks

JPMorgan ETFs (Ireland) ICAV – BetaBuilders US Equity Small Cap UCITS ETF (BBSC*)

INVESTMENT OBJECTIVE

The Fund seeks to provide returns that correspond with those of the Index by investing primarily in US stocks.

Risk and Reward Profile**



Summary Risk Indicator

The summary risk indicator is a guide to the level of risk of this product compared to other products. It shows how likely it is that the product will lose money because of movements in the markets or because we are not able to pay you. We have classified this product as 4 out of 7, which is a medium risk class.

The risk indicator assumes you keep the product for 5 year(s). The risk of the product may be significantly higher if held for less than the recommended holding period. In the UK, please refer to the synthetic risk and reward indicator in the latest available key investor information

This rates the potential losses from future performance at a medium low level, and poor market conditions are unlikely to impact our capacity to pay you. The risk of the product may be significantly higher if held for less than the recommended holding period. This product does not include any protection from future market performance so you could lose some or all of your investment. If we are not able to pay you what is owed, you could lose your entire investment. Beside the risks included in the risk indicator, other risks materially relevant for the product may affect its performance. Please refer to the Prospectus, available free of charge at www.jpmorganassetmanagement.lu.

KEY RISKS

- The value of your investment may fall as well as rise and you may get back less than you originally invested.
- The value of equities may go down as well as up in response to the performance of individual companies and general market conditions, sometimes rapidly or unpredictably. If a company goes through bankruptcy or a similar financial restructuring, its shares in issue typically lose most or all of their value.
- The Sub-Fund may invest in securities of smaller companies which may be less liquid, more volatile and tend to carry greater financial risk than securities of larger companies.
- The Sub-Fund is not expected to track the performance of the Index at all times with perfect accuracy. The Sub-Fund is, however, expected to provide investment results that, before expenses, generally correspond to the price and yield performance of the Index. .
- Further information about risks can be found in the "Risk Information" section of the Prospectus.

Important information

* FOR BELGIUM ONLY

Please note the acc share class of the ETF marked with an asterisk () in this page are not registered in Belgium and can only be accessible for professional clients. Please contact your J.P. Morgan Asset Management representative for further information. The offering of Shares has not been and will not be notified to the Belgian Financial Services and Markets Authority (Autoriteit voor Financiële Diensten en Markten/Autorité des Services et Marchés Financiers) nor has this document been, nor will it be, approved by the Financial Services and Markets Authority. This document may be distributed in Belgium only to such investors for their personal use and exclusively for the purposes of this offering of Shares. Accordingly, this document may not be used for any other purpose nor passed on to any other investor in Belgium.

Important information

FOR PROFESSIONAL CLIENTS / QUALIFIED INVESTORS ONLY – NOT FOR RETAIL USE OR DISTRIBUTION

This is a marketing communication and as such the views contained herein do not form part of an offer, nor are they to be taken as advice or a recommendation, to buy or sell any investment or interest thereto. Reliance upon information in this material is at the sole discretion of the reader. Any research in this document has been obtained and may have been acted upon by J.P. Morgan Asset Management for its own purpose. The results of such research are being made available as additional information and do not necessarily reflect the views of J.P. Morgan Asset Management. Any forecasts, figures, opinions, statements of financial market trends or investment techniques and strategies expressed are, unless otherwise stated, J.P. Morgan Asset Management's own at the date of this document. They may not necessarily be all-inclusive and are not guaranteed as to accuracy. They may be subject to change without reference or notification to you. The value of investments and the income from them may fluctuate in accordance with market conditions and taxation agreements and investors may not get back the full amount invested. Changes in exchange rates may have an adverse effect on the value, price or income of the products or underlying overseas investments. Past performance and yield are not a reliable indicator of current and future results. There is no guarantee that any forecast made will come to pass. Furthermore, there can be no assurance that the investment objectives of the investment products will be met. J.P. Morgan Asset Management is the brand name for the asset management business of JPMorgan Chase & Co. and its affiliates worldwide. To the extent permitted by applicable law, we may record telephone calls and monitor electronic communications to comply with our legal and regulatory obligations and internal policies. Personal data will be collected, stored and processed by J.P. Morgan Asset Management in accordance with our EMEA Privacy Policy www.jpmorgan.com/emea-privacy-policy. As the product may not be authorised or its offering may be restricted in your jurisdiction, it is the responsibility of every reader to satisfy himself as to the full observance of the laws and regulations of the relevant jurisdiction. Prior to any application investors are advised to take all necessary legal, regulatory and tax advice on the consequences of an investment in the products. Shares or other interests may not be offered to or purchased directly or indirectly by US persons. All transactions should be based on the latest available Prospectus, the Key Information Document (KID) and any applicable local offering document. These documents together with the annual report, semi-annual report, instrument of incorporation and sustainability-related disclosures, are available in English from JPMorgan Asset Management (Europe) S.à r.l., 6 route de Trèves, L-2633 Senningerberg, Grand Duchy of Luxembourg, your financial adviser or your J.P. Morgan Asset Management regional contact or at www.jpmorganassetmanagement.ie.

A summary of investor rights is available in English at <https://am.jpmorgan.com/lu/investor-rights>. J.P. Morgan Asset Management may decide to terminate the arrangements made for the marketing of its collective investment undertakings. Units in Undertakings for Collective Investment in Transferable Securities ("UCITS") Exchange Traded Funds ("ETF") purchased on the secondary market cannot usually be sold directly back to UCITS ETF. Investors must buy and sell units on a secondary market with the assistance of an intermediary (e.g. a stockbroker) and may incur fees for doing so. In addition, investors may pay more than the current net asset value when buying units and may receive less than the current net asset value when selling them. In Switzerland, JPMorgan Asset Management Switzerland LLC (JPMAMS), Dreikönigstrasse 37, 8002 Zurich, acts as Swiss representative of the funds and J.P. Morgan (Suisse) SA, Rue du Rhône 35, 1204 Geneva, as paying agent. With respect to its distribution activities in and from Switzerland, JPMAMS receives remuneration which is paid out of the management fee as defined in the respective fund documentation. Further information regarding this remuneration, including its calculation method, may be obtained upon written request from JPMAMS. This communication is issued in Europe (excluding UK) by JPMorgan Asset Management (Europe) S.à r.l., 6 route de Trèves, L-2633 Senningerberg, Grand Duchy of Luxembourg, R.C.S. Luxembourg B27900, corporate capital EUR 10.000.000. This communication is issued in the UK by JPMorgan Asset Management (UK) Limited, which is authorised and regulated by the Financial Conduct Authority. Registered in England No. 01161446. Registered address: 25 Bank Street, Canary Wharf, London E14 5JP.

Important Notes

Confidential: Not for retail use or further distribution This document is meant for informational purposes only and is intended solely for the person to whom it is delivered. It is confidential and may not be reproduced or distributed, in whole or in part, to any third parties and in any jurisdiction without the express prior written consent of JPMorgan Asset Management. Investment involves risk. Not all investments are suitable for all investors. Investors should consult professional advice before investing. Investments are not similar to or comparable with fixed deposits. Value of investments may fall or rise including loss of capital. The opinions and views expressed here are as of the date of this publication, which are subject to change and are not to be construed as investment advice. Estimates, assumptions and projections are provided for information only and may or may not come to pass.

Singapore: EXCLUSIVE USE BY INTERMEDIARIES and INSTITUTIONAL USE- NOT FOR FURTHER DISTRIBUTION. In Singapore this material is issued by JPMorgan Asset Management (Singapore) Limited (Co. Reg. No. 197601586K). This advertisement or publication has not been reviewed the Monetary Authority of Singapore. This document has not been registered as a prospectus with the Monetary Authority of Singapore. Accordingly, this document or any other material in connection with the offer or sale, or invitation for subscription or purchase, of the fund(s) mentioned in this document may not be circulated or distributed, whether directly or indirectly, to persons in Singapore other than (i) to an institutional investor pursuant to Section 304 of the Securities and Futures Act, Chapter 289 of Singapore (the "SFA") or (ii) otherwise pursuant to, and in accordance with the conditions of, any other applicable provision of the SFA.

Hong Kong: EXCLUSIVE USE BY INTERMEDIARIES OR PROFESSIONAL INVESTORS WITHIN THE MEANING OF THE SECURITIES AND FUTURES ORDINANCE – NOT FOR FURTHER DISTRIBUTION. Investment involves risk. Offering document should be read for further details including the risk factors. Past performance information presented is not indicative of future performance. Investments in emerging markets, if relevant, may be more volatile than other markets and the risk to your capital is therefore greater. This material and funds mentioned may or may not be authorized by the Securities and Futures Commission in Hong Kong and may not be available to the public of Hong Kong. This material has not been reviewed by the Securities and Futures Commission. Issued in Hong Kong by JPMorgan Funds (Asia) Limited and/or JPMorgan Asset Management (Asia Pacific) Limited.

Australia: For Wholesale clients only. This document is not intended to be distributed or passed on, directly or indirectly, to any person who is not a wholesale client as defined in the Corporations Act. This document contains only factual information, which is not intended to be and must not be taken as financial product advice. Independent advice must be obtained before making any financial decisions. To the extent permitted by applicable law, we may record telephone calls and monitor electronic communications to comply with our legal and regulatory obligations and internal policies. This document is issued by JPMorgan Asset Management (Australia) Limited (ABN 55143832080) (AFSL 376919), which is regulated by the Australian Securities and Investments Commission.

Malaysia: This document is provided in response to your request. This document is for informational purposes only and does not constitute an invitation or offer to the public. As the recognition by the Malaysian Securities Commission pursuant to section 212 of The Malaysian Capital Markets And Services Act 2007 has not been / will not be obtained nor will this document be lodged or registered with the Malaysian Securities Commission, the fund hereunder is not being and will not be deemed to be issued, made available, offered for subscription or purchase in Malaysia and neither this document or other material in connection therewith should be distributed, caused to be distributed or circulated in Malaysia.

Philippines: THIS MATERIAL IS PROVIDED IN RESPONSE TO YOUR REQUEST. Under Republic Act No. 8799, known as the Securities Regulation Code of the Philippines (the "Code"), and its implementing rules, securities, such as the Securities, are not permitted to be sold or offered for sale or distribution within the Philippines unless such securities are approved for registration by the Securities and Exchange Commission of the Philippines ("SEC") or are otherwise exempt securities or sold pursuant to an exempt transaction. To the extent that the Code is deemed applicable to any offering of Securities to Philippine investors, the Securities are being offered pursuant to an exempt transaction under Section 10.1(l) of the Code. **The securities described herein have not been registered with the Securities And Exchange Commission under the securities regulation code of the Philippines. Any future offer or sale thereof is subject to the registration requirements under the code unless such offer or sale qualifies as an exempt transaction.**

New Zealand: This document or any other material in connection with the offer or sale, or invitation for subscription or purchase, of shares/units of any product may not be circulated or distributed, nor may shares/units of any product be offered or sold, or be made the subject of an invitation for subscription or purchase, whether directly or indirectly, to any person in New Zealand except where such persons are "wholesale clients" as that term is defined in clauses 3(2)(a), (c) and (d) of Schedule 1 to the Financial Markets Conduct Act 2013 ("FMC Act"), being a person who is an "investment business", "large" or a "government agency", in each case as defined in Schedule 1 to the FMC Act and in other circumstances where there is no contravention of the FMC Act, provided that shares/units may not be offered or transferred to any "eligible investors" (as defined in the FMC Act) or any person that meets the investment activity criteria specified in clause 38 of Schedule 1 to the FMC Act by JPMorgan Asset Management (Australia) Limited (ABN 55143832080) (AFSL 376919) This does not take into account the particular financial situation of any person and accordingly they do not constitute a "personalised service" (as defined in the section 15 of the Financial Advisers Act 2008).

Important Notes (Continued)

Brunei: This material is provided in response to your request. It relates to a private collective investment scheme which is not subject to any form of domestic regulations by the Autoriti Monetari Brunei Darussalam ("Authority"). This material or prospectus is intended for distribution only to specific classes of investors as specified in section 20 of the Securities Market Order, 2013, and must not, therefore, be delivered to, or relied on by, a retail client. The Authority is not responsible for reviewing or verifying any prospectus or other documents in connection with this collective investment scheme. The Authority has not approved this material / prospectus or any other associated documents nor taken any steps to verify the information set out in this material /prospectus and has no responsibility for it. The units to which this material /prospectus relates may be illiquid or subject to restrictions on their resale. Prospective purchasers of the units offered should conduct their own due diligence on the units.

Thailand: The document is provided in response to your request. The document has not been approved by the Securities and Exchange Commission which takes no responsibility for its contents. No offer to the public to purchase the Funds will be made in Thailand and this document is intended to be read by the addressee only and must not be passed to, issued to, or shown to the public generally.

Indonesia: The document is provided in response to your request. This material does not constitute an offer to sell nor a solicitation to buy securities in Indonesia.

India: This material is provided in response to your request. The interests in the Fund(s) mentioned in this document is/are not being offered to the Indian public for sale or subscription but are being privately placed with a limited number of Sophisticated Private and Institutional investors. The interests in the Fund(s) is/are not registered or approved by the Securities and Exchange Board of India, the Reserve Bank of India or any other governmental/ regulatory authority in India. This document is not and should not be deemed to be a 'prospectus' as defined under the provisions of the Companies Act, 2013 (18 of 2013) and it will not be filed with any regulatory authority in India. Pursuant to the Foreign Exchange Management Act, 1999 and the regulations issued there under, any investor resident in India may be required to obtain prior special permission of the Reserve Bank of India before making investments outside of India, including any investment in the Fund. The Fund(s) mentioned in this document, have/ has neither obtained any approval from the Reserve Bank of India or any other regulatory authority in India nor intends to do so, hence any eligible investor who is resident of India will be entirely responsible for determining their eligibility to invest in the interests in the Fund(s).

Vietnam: The document is provided in response to your request. This Document does not contemplate an offer to sell the interests in the Fund in Vietnam. The Document has not been approved by the State Securities Commission of Vietnam or any other competent authorities in Vietnam which takes no responsibility for its contents. No offer to purchase the interests in the Fund will be made in Vietnam and this Document is intended to be read by the addressee only and must not be passed to, issued to, or shown to the public generally. The value of the interests in the Fund, the possibility of gaining profit and the level of risk stipulated in this data in purely for reference purposes only and may change at any time depending on market status. Investment in this Fund does not carry any assurance that investors will make a profit. Investors should themselves carefully balance the risks and the level of those risks before they make any decision to invest in this Fund. It is investors' responsibilities to ensure that they are eligible to make investment in this Fund. Investors are responsible for obtaining all applicable approvals and complying with requirements under Vietnamese laws.

Korea: The document is provided to you at your request. Neither the Fund mentioned in this document nor the issuer of this document is making any representation with respect to the eligibility of any recipients of this document to acquire the interests in the Fund therein under the laws of Korea, including but without limitation the Financial Investment Services & Capital Market Act, Foreign Exchange Transaction Act and Regulations and thereunder. The interests in the Fund have not been registered under the Financial Investment Services and Capital Markets Act, and none of the interests in the Fund may be offered, sold or delivered, or offered or sold to any person for re-offering or resale, directly or indirectly, in Korea or to any resident of Korea except pursuant to applicable laws and regulations of Korea.

This document is provided in response to your request. This document is for informational purposes only and does not constitute an invitation or offer to the public. This document including any other documents in connection are for intended recipients only and should not be distributed, caused to be distributed or circulated to the public. This document should not be treated as a prospectus or offering document and it has not been reviewed or approved by regulatory authorities in these jurisdictions. It is recipient's responsibility to obtain any regulatory approvals and complying with requirements applicable to them.

To the extent permitted by applicable law, we may record telephone calls and monitor electronic communications to comply with our legal and regulatory obligations and internal policies. Personal data will be collected, stored and processed by J.P. Morgan Asset Management in accordance with our privacy policies at <https://am.jpmorgan.com/global/privacy>.

J.P. Morgan Asset Management is the brand for the asset management business of JPMorgan Chase & Co. and its affiliates worldwide. All rights reserved

Material ID: 090w222110124642