

Market Bulletin

August 12, 2019

China's economy and policies: A mid-year review

In brief

- Amid renewed U.S.-China trade uncertainty, Chinese growth figures dipped in 2Q19, dampening sentiment among investors.
- Facing growth pressure, the People's Bank of China (PBoC) has shifted to a more supportive policy stance. However, given the persistent concern over a debt bubble, the central bank still prefers more gradual approaches to support specific economic sectors.
- With personal and corporate tax reduction already in place, the next stage of fiscal stimulus is focused on infrastructure investment, which is likely to have a more immediate impact on domestic demand.
- As stimulus measures increase, the Chinese government could prevent a hard landing and achieve the lower end of its goal of 6.0%-6.5% year-over-year real gross domestic product (GDP) growth.
- That said, short of a strong signal for improvement in both the internal and external environments, the prospect for stock market returns seems lackluster in the near term. The low valuations justify a long-term investment strategy, and investors need to be selective to control risk exposure to the trade friction.



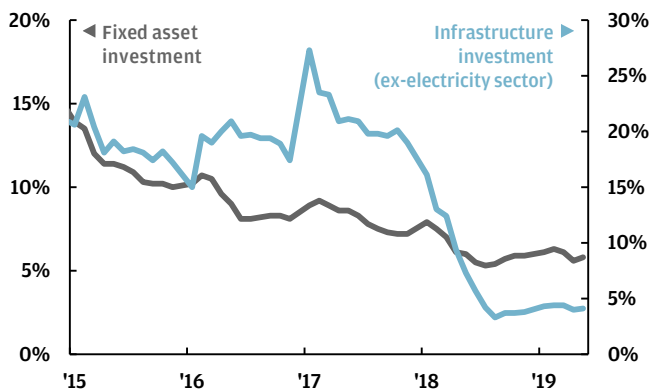
Chaoping Zhu
Global Market Strategist

SOFTENING GROWTH MOMENTUM IN 2Q 2019

In 1Q 2019, China's economy remained resilient, and investors were optimistic amid fading trade tensions between China and the U.S. Against that backdrop, domestic policy makers took a step back from strong stimulus and advocated for neutral monetary policies in April. However, the earlier-than-expected pause in stimulus, compounded with resuming trade friction, weighed on economic growth in the second quarter.

China's real GDP growth eased to 6.2% year-over-year in 2Q 2019, 0.2 ppt below the previous quarter's reading of 6.4%. The slowdown mainly happened from April to May, as credit conditions tightened, dragging down investment activities (**Exhibit 1**). In June, economic activity data unexpectedly picked up, in line with faster credit expansion, particularly increases in local government special bond issuance.

Tightened credit conditions dragged down investment activities
EXHIBIT 1: INVESTMENT ACTIVITIES REMAIN WEAK
 YEAR-TO-DATE, YEAR-OVER-YEAR CHANGE



Source: China National Bureau of Statistics, Wind, J.P. Morgan Asset Management. Data reflect most recently available as of 31/07/19.

Despite the recovery in June, pressures on the economy continue to mount, especially on the trade front. To counter the external shocks and ensure stability, incremental policy support is expected in the coming months.

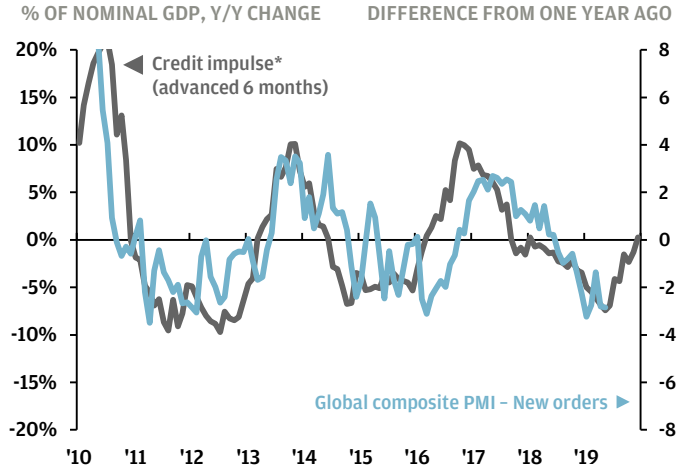
Monetary easing: Targeted easing as the major tool

The PBoC's policy priority has been balancing between growth and de-leveraging in recent years, and the pendulum has swung back to growth. That said, Chinese central bankers remain alert to the high debt level in the economy and threat of a bubble in the property market, and therefore, they will refrain from flooding the market with excessive liquidity that could potentially lead to speculative activities. Targeted approaches might be escalated to support specific parts in the economy, such as small- and medium-sized enterprises (SMEs) and technology sectors, according to PBoC Governor Yi Gang.

The major goal of targeted easing is to address the structural liquidity shortage for smaller banks, and encourage banks to lend to SMEs at lower interest rate. Following a 350 bps cut to the required reserve ratio (RRR) for small- and medium-sized banks, the PBoC has scaled up its relending and liquidity facilities since May. On July 23, the PBoC injected Chinese renminbi 297.7 billion via targeted mid-term liquidity facilities (TMLF) to support bank lending to SMEs. The PBoC sets lower interest rates and longer maturity for TMLF than its other policy tools, in the hope of supporting banks' long-term lending to SMEs.

Given the recent easing measures, China's credit impulse, an indicator to measure the year-over-year change in aggregate credit, bottomed out (**Exhibit 2**). As the historical pattern suggests, this usually drives up global demand after a six-month time lag.

China's credit impulse bottomed out
EXHIBIT 2: CREDIT IMPULSE ON THE RISE, SUGGESTING POTENTIAL IMPROVEMENT IN GLOBAL DEMAND
 % OF NOMINAL GDP, Y/Y CHANGE DIFFERENCE FROM ONE YEAR AGO



Source: Chinese Ministry of Finance, FactSet, People's Bank of China, J.P. Morgan Economic Research, J.P. Morgan Asset Management. Data reflect most recently available as of 31/07/19.

*Credit impulse measures the year-over-year change of credit flow (net total social financing plus government financing) as a percentage of nominal GDP.

That said, uncertainties still exist in the effectiveness of those targeted measures. Commercial banks still seem reluctant to lend to SMEs given the rising credit risks amid an economic downturn. Furthermore, tight restrictions to property-related loans will limit the pace of credit expansion. Given such uncertainties, the sustainability of credit expansion remains questionable. For this reason, across-the-board measures might be justified if growth data remains stagnant. In 2H 2019, it is likely to see the PBoC have RRR cuts of up to 100 bps, and a de facto lending rate cut via a liberalization reform.

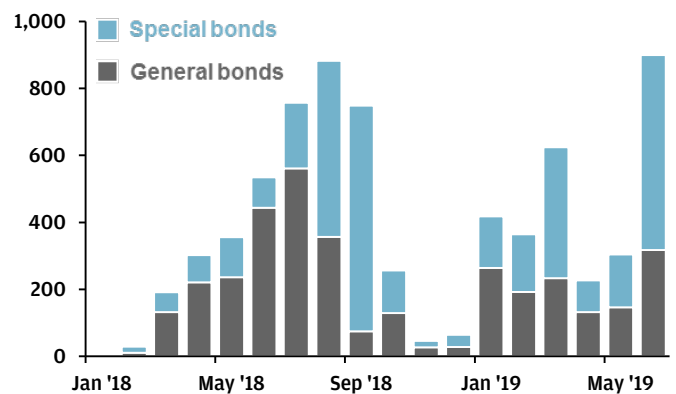
Fiscal stimulus: Focused on infrastructure investment in 2H 2019

Fiscal stimulus, including tax reduction and infrastructure investment, is playing a leading role in this round of policy easing. The impact of tax cuts seemed insignificant on consumption and investment, since households and enterprises tend to hold back on expenditures when they are facing increasing uncertainties. Therefore, the government is putting more effort into boosting fiscal investment, which might be transmitted into domestic demand more immediately.

Given the elevated debt level of local governments, the Ministry of Finance (MOF) is attempting to maintain fiscal discipline when increasing investment capability. Specifically, the special local government bonds, which are monitored by the MOF, were introduced to raise funds for infrastructure projects. Meanwhile, China Development Bank is providing long-term and low-cost loans to local government financing vehicles (LGFVs), helping them to repay current debts with shorter terms and higher interest rates. With these tools, local governments' investment capacities might be improved, along with the transparency of their financing.

After transient deceleration in April and May, the issuance of special bonds hiked to Chinese renminbi 581.8 billion in June (Exhibit 3). Furthermore, a new rule was announced to boost the power of these bonds. Local governments are allowed to invest their proceeds from special bond issuance as equity capital in qualified projects, including railways and highways, and then leverage up with additional loans from banks. Under this new rule, an additional Chinese renminbi 1.3 trillion might be raised. With these measures, the infrastructure investment growth might rebound to 10% year-over-year during the remainder of this year.

Chinese government continues to boost fiscal investment
EXHIBIT 3: SPECIAL LOCAL GOVERNMENT BOND ISSUANCE PICKED UP IN JUNE**
 RMB BILLIONS

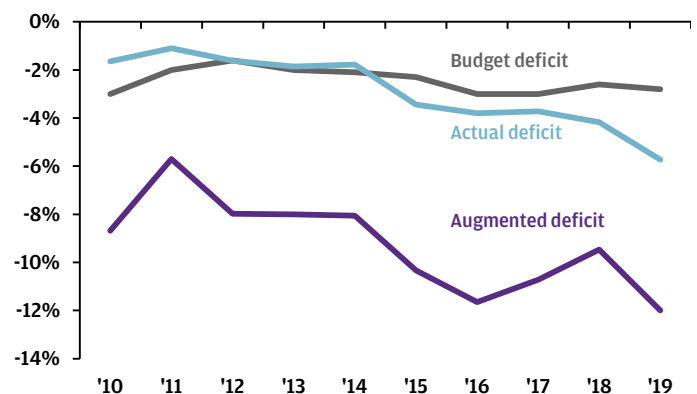


Source: CEIC, China Central Depository & Clearing Co. Ltd., J.P. Morgan Asset Management. Data reflect most recently available as of 31/07/19.

**A general local government bond is issued to raise funds and offset fiscal deficit so as to maintain the ordinary operation of local government. It is backed by the future fiscal revenue of the local government. A special local government bond is issued to support the investment in a specific infrastructure or public project. It is backed by the future revenue from the project.

Based on the current pace of fiscal expansion, the augmented government deficit, which covers fiscal deficit and government-led investment, is likely to reach 12% of GDP in 2019. If the growth pressures continue to mount, the MOF might increase stimulus measures, including upward revisions to the deficit target and debt ceiling for local governments.

China's augmented government deficit to rise further
EXHIBIT 4: AUGMENTED GOVERNMENT DEFICIT* MIGHT HIT 12% OF GDP**
 % OF NOMINAL GDP



Source: Agricultural Development Bank of China, CEIC, China Development Bank, China Trustee Association, People's Bank of China, J.P. Morgan Asset Management. Data reflect most recently available as of 31/07/19.

***Actual deficit = tax and government fund revenue - government expenditure. Budget deficit = actual deficit adjusted with the fiscal stability fund. Augmented deficit is an estimate of all the fiscal resources motivated by the government to support economic growth, i.e. fiscal balance plus investment via local government financing vehicles, policy banks and other channels. 2019 is a J.P. Morgan Asset Management estimate.

Investment implication

Although the Chinese economy faces near-term pressures, the likelihood of a hard landing is low given the government's accommodative policies. We have also observed positive development in long-term policies, e.g. accelerated opening up of financial markets and enhanced protection for intellectual property rights. These might herald a new round of reforms to improve China's long-term growth potential. The current low valuation of China stocks reflects cautious sentiment, while it might imply a higher safety margin and a long-term entry point.

As uncertainties sustain in trade policy and global growth, a more active approach in sector and company selection within China is required. We prefer sector leaders in consumer, health care and industrials, which have less exposure to the trade uncertainties. Meanwhile, investors may consider increasing bond investments as a way to diversify the risks.

The Market Insights program provides comprehensive data and commentary on global markets without reference to products. Designed as a tool to help clients understand the markets and support investment decision-making, the program explores the implications of current economic data and changing market conditions.

For the purposes of MiFID II, the JPM Market Insights and Portfolio Insights programs are marketing communications and are not in scope for any MiFID II / MiFIR requirements specifically related to investment research. Furthermore, the J.P. Morgan Asset Management Market Insights and Portfolio Insights programs, as non-independent research, have not been prepared in accordance with legal requirements designed to promote the independence of investment research, nor are they subject to any prohibition on dealing ahead of the dissemination of investment research.

This document is a general communication being provided for informational purposes only. It is educational in nature and not designed to be taken as advice or a recommendation for any specific investment product, strategy, plan feature or other purpose in any jurisdiction, nor is it a commitment from J.P. Morgan Asset Management or any of its subsidiaries to participate in any of the transactions mentioned herein. Any examples used are generic, hypothetical and for illustration purposes only. This material does not contain sufficient information to support an investment decision and it should not be relied upon by you in evaluating the merits of investing in any securities or products. In addition, users should make an independent assessment of the legal, regulatory, tax, credit, and accounting implications and determine, together with their own professional advisers, if any investment mentioned herein is believed to be suitable to their personal goals. Investors should ensure that they obtain all available relevant information before making any investment. Any forecasts, figures, opinions or investment techniques and strategies set out are for information purposes only, based on certain assumptions and current market conditions and are subject to change without prior notice. All information presented herein is considered to be accurate at the time of production, but no warranty of accuracy is given and no liability in respect of any error or omission is accepted. It should be noted that investment involves risks, the value of investments and the income from them may fluctuate in accordance with market conditions and taxation agreements and investors may not get back the full amount invested. Both past performance and yields are not reliable indicators of current and future results.

J.P. Morgan Asset Management is the brand for the asset management business of JPMorgan Chase & Co. and its affiliates worldwide.

To the extent permitted by applicable law, we may record telephone calls and monitor electronic communications to comply with our legal and regulatory obligations and internal policies. Personal data will be collected, stored and processed by J.P. Morgan Asset Management in accordance with our Company's Privacy Policy (<https://www.jpmorgan.com/global/privacy>). For further information regarding our local privacy policies, please follow the respective links: Australia (<https://www.jpmorgan.com/country/AU/EN/privacy>), EMEA (<https://am.jpmorgan.com/us/en/asset-management/gim/mod/legal/external-privacy-policy>), Japan (<https://www.jpmorganasset.co.jp/wps/portal/Policy/Privacy>), Hong Kong (<https://am.jpmorgan.com/hk/en/asset-management/per/privacy-statement/>), Singapore (<http://www.jpmorganam.com.sg/privacy>) and Taiwan (<https://www.jp-rich.com.tw/wps/portal/Footer/Privacy>).

This communication is issued by the following entities: in the United Kingdom by JPMorgan Asset Management (UK) Limited, which is authorized and regulated by the Financial Conduct Authority; in other European jurisdictions by JPMorgan Asset Management (Europe) S.à r.l.; in Hong Kong by JPMorgan Asset Management (Asia Pacific) Limited, or JPMorgan Funds (Asia) Limited, or JPMorgan Asset Management Real Assets (Asia) Limited; in Singapore by JPMorgan Asset Management (Singapore) Limited (Co. Reg. No. 197601586K), or JPMorgan Asset Management Real Assets (Singapore) Pte Ltd (Co. Reg. No. 201120355E), this advertisement or publication has not been reviewed by the Monetary Authority of Singapore; in Taiwan by JPMorgan Asset Management (Taiwan) Limited; in Japan by JPMorgan Asset Management (Japan) Limited which is a member of the Investment Trusts Association, Japan, the Japan Investment Advisers Association, Type II Financial Instruments Firms Association and the Japan Securities Dealers Association and is regulated by the Financial Services Agency (registration number "Kanto Local Finance Bureau (Financial Instruments Firm) No. 330"); in Australia to wholesale clients only as defined in section 761A and 761G of the Corporations Act 2001 (Cth) by JPMorgan Asset Management (Australia) Limited (ABN 55143832080) (AFSL 376919); in Brazil by Banco J.P. Morgan S.A.; in Canada for institutional clients' use only by JPMorgan Asset Management (Canada) Inc., and in the United States by J.P. Morgan Institutional Investments, Inc., member of FINRA; J.P. Morgan Investment Management, Inc. or J.P. Morgan Alternative Asset Management, Inc.

In APAC, distribution is for Hong Kong, Taiwan, Japan and Singapore. For all other countries in APAC, to intended recipients only.

Copyright 2019 JPMorgan Chase & Co. All rights reserved.

Material ID: 0903c02a826818b4