

Market Bulletin

July 19, 2019

2Q19 Earnings bulletin: Threading the needle

In brief

- Manufacturing activity has softened on the back of unresolved trade tensions; Federal Reserve (Fed) easing now seems likely into the end of the year.
- The current earnings season has been mixed; lower energy prices and a stronger U.S. dollar are headwinds, but health care sector mergers and acquisitions (M&A) is providing an offset.
- Buybacks are supporting 2Q earnings; share repurchases look set to continue, but will only offset so much weakness in margins and revenues.
- 2020 consensus earnings estimates are too high at 11% and will need to decline; as this occurs, focus on cyclical value.



David M. Lebovitz
Global Market Strategist



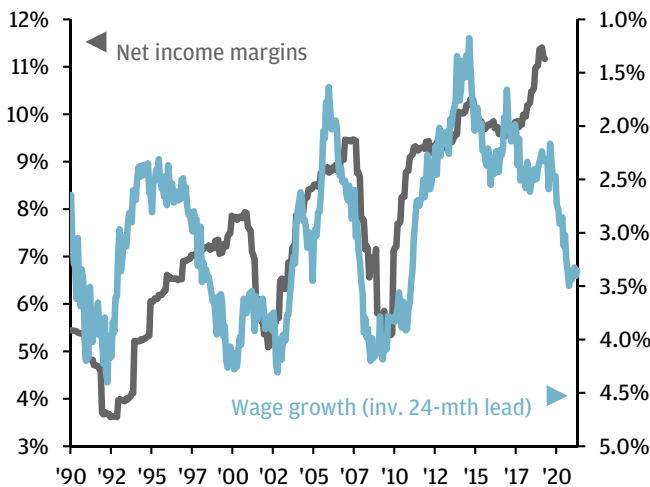
Tyler J. Voigt
Market Analyst

TRADE, PROFITS AND THE CONSUMER

Trade tensions have been the main driver of weakness in the manufacturing sector this year. While this weakness has been offset at a global level by the relative resilience of the services sector, a disappointing May jobs report and slide in inflation expectations that began in September 2018 has led many, including the Fed, to worry that the end of the expansion might be closer than originally thought. As a result, we have seen a dovish pivot by the U.S. central bank, with an interest rate cut now likely at the end of this month. Although such action will fail to boost growth or inflation, it may provide a lift to inflation expectations, which seems to be the Fed's underlying goal.

The risk remains, however, that softer nominal economic growth will continue to drag on corporate profits. While many companies have already taken steps to offset this weakness by slashing CAPEX and investment spending, at the current juncture, there isn't much else on the investment side that can be cut. The wage growth seen over the past 24 months should begin to impact profit margins, suggesting further weakness in earnings will be met with labor force reduction. In an economy like the U.S. that is 70% consumption, labor market weakness will have a significant impact on growth, making the outlook for profits key to successfully gauging the longevity of this cycle.

EXHIBIT 1: Profit margins should come under pressure due to rising wage costs
 Net income margins, %, y/y % change in average hourly earnings for production and nonsupervisory employees



Source: BLS, FactSet, Standard & Poor's, J.P. Morgan Asset Management. Wage growth has a 24-month lead. Net income margins are based on last 12 months earnings per share divided by sales per share. Data are as of 7/19/2019.

Against this backdrop, the 2Q19 earnings season is underway; with 22.5% of S&P 500 market capitalization having reported, we estimate that operating earnings rose 2% from a year prior. Thus far, 78% of companies have beaten earnings estimates, but only 42% of companies have beaten sales estimates. Furthermore, decomposing the current quarter's growth estimate

highlights that the majority of earnings growth is set to come from buybacks, as margins appear relatively unchanged and revenue growth is soft.

While we see room for revenues to surprise to the upside, any sustained acceleration in sales will be a function of what happens with trade and the pace of economic growth. 2Q19 earnings growth should be positive on a year-over-year basis when all is said and done, but the third quarter looks set to be challenging. That said, favorable base effects in 4Q will provide a lift to profit growth, even if 3Q sees a contraction. As such, a 2019 profit recession should be avoided, but the margin for error is shrinking.

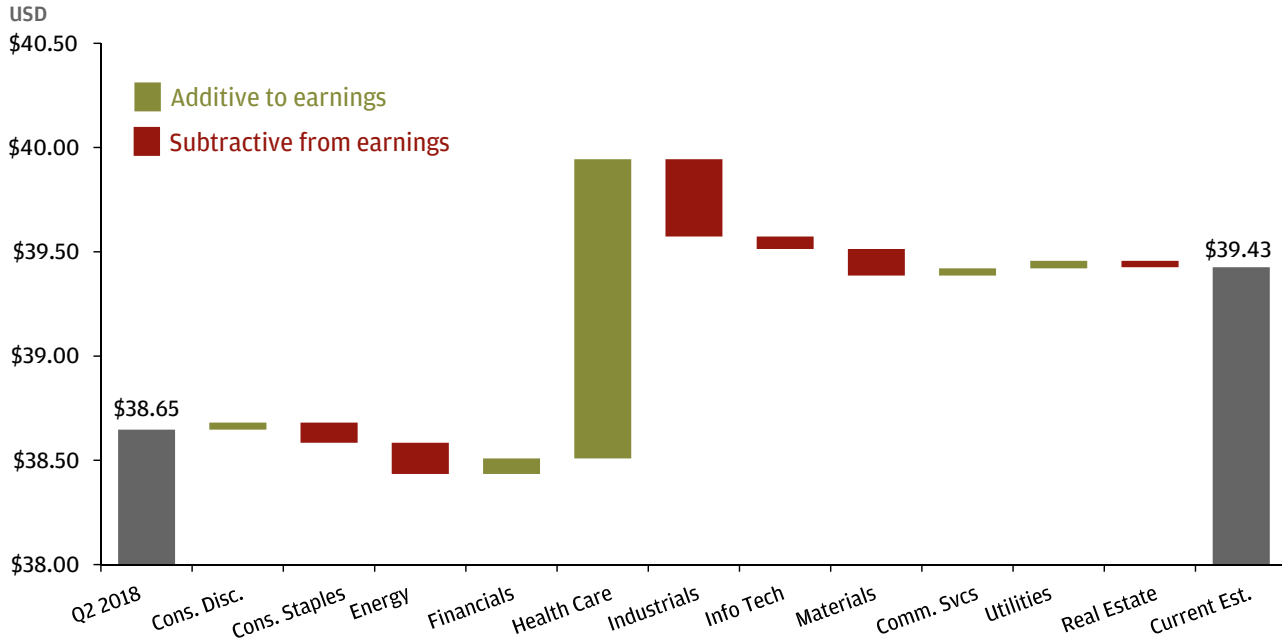
A little bit softer now

There are clouds hanging over the 2Q earnings season, as six out of eleven sectors are expected to see profits decline on a year-over-year basis. Furthermore, eight of eleven sectors are expected to see margins contract, a problematic development when revenue growth is softening. Although analysts are usually too pessimistic about the outlook for earnings once the reporting season begins, applying an average earnings surprise only pushes aggregate growth into the mid single digits.

The financial sector has kicked off the 2Q19 earnings season, and thus far, results have been mixed. Banks have beaten estimates in aggregate, but looking beneath the surface, trading and investment banking revenue has been soft, and the outlook for net interest margins has waned on the back of expected Fed easing. That said, consumer banking is solid, and with the majority of banks passing the Fed's Comprehensive Capital Analysis and Review (CCAR), buybacks look set to accelerate. This should provide a tailwind for financial sector earnings in the quarters to come.

The more globally exposed sectors face headwinds from slower global growth, uncertainty around trade

EXHIBIT 2: EPS contribution by sector



Source: Standard & Poor's, FactSet, Compustat, J.P. Morgan Asset Management. Data are as of 7/19/2019.

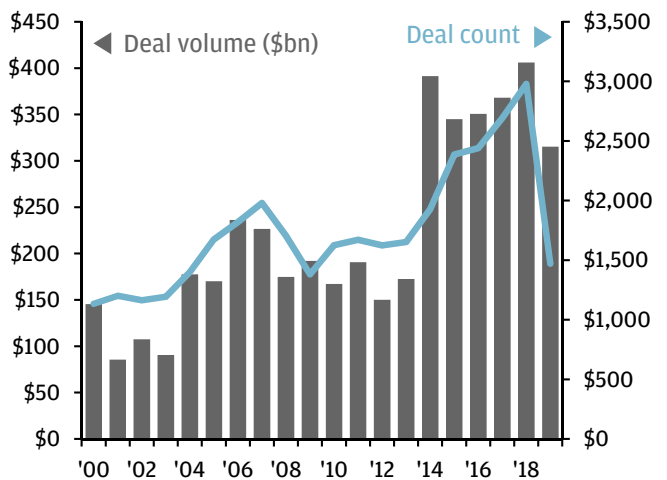
and a stronger U.S. dollar. Industrials and materials sit at the epicenter of the U.S./China trade conflict, and although some firms have taken steps to re-route supply chains in an effort to avoid tariffs, it is too soon for this to show up in the earnings figures. Furthermore, technology sector profits are under pressure, primarily due to trade tension-induced weakness at hardware and semiconductor companies. Inconveniently, this softening in technology earnings comes at a time when the sector's forward Price-to-Earning (P/E) ratio is sitting near its cycle high.

Energy companies likely struggled in the second quarter, as the average price of West Texas Intermediate oil was 11.7% lower than in 2018. Fracking continues to disrupt the energy sector, as breakeven prices for existing and new wells are still falling. However, the sector seems primed for an uptick in M&A activity during the coming quarters as the oil majors try to establish a stronger foothold in the fracking space. Furthermore, with investors increasingly focused on returns, rather than production volume, profitability is at the forefront of many

conversations. Finally, health care looks set to be the main driver of earnings this quarter, as M&A activity over the past few years provides a significant boost to inorganic growth via margin expansion.

EXHIBIT 3: Healthcare M&A has provided a boost to earnings this quarter

Global M&A deal volume, USD billion, deal count



Source: Bloomberg, J.P. Morgan Asset Management. Deals are based on announcement dates of completed and pending health care M&A deals. Deal volume does not include deals with undisclosed values. 2019 deals are year-to-date. Data are as of 7/19/2019.

Threading the needle

The risks to profit growth are rising, but it does not appear that we have reached the end of the road. We expect that earnings will grow around 4% for 2019 as a whole, but the path taken will be choppy. 3Q18 represented the high water mark for both earnings per share and profit margins, which, given our outlook for moderate growth and lackluster inflation, will make the 3Q19 earnings season particularly challenging. That said, 4Q18 earnings were negatively impacted by one-off accounting issues, so even if earnings growth turns negative next quarter there is immediate relief on the horizon.

The broader concern is what happens to earnings in 2020. The stock market has become exuberant as we seem to be making progress on trade, economic growth is slowing but not stalling, and the Fed has signaled its intention to ease policy into the end of this year. Unfortunately, however, all three of these things will not remain in place—either we will see a deal on trade and a less accommodative Fed, or a continued slowdown in economic and earnings growth and a Fed that is cutting aggressively in response to this weakness. As such, investors need to focus on the outlook for earnings, as weaker profit growth will be the first step toward a softer labor market and economic contraction. While a near-term recession is not our base case, it is an outcome that needs to be entertained.

At the current juncture, consensus is looking for 11% earnings growth next year, whereas our models are pointing to low single-digit growth. Absent an uptick in economic growth, 2020 estimates will need to come down in the next few months, likely causing the stock market to pull back and volatility to increase. Buybacks should still provide support to earnings, but will not be

able to keep profit growth positive if revenue growth continues to slow and margin contraction continues. With the S&P 500 trading at a forward P/E ratio of more than 17x, things seem priced for perfection; unfortunately, the outlook is far from perfect.

Investment implications

Given a backdrop of low, but positive, earnings growth, it still makes sense for investors to embrace cyclicality in portfolios in a measured way. We like technology, consumer discretionary and communication services from a structural standpoint, but recent performance and valuations deter us from suggesting a significant overweight. On the more defensive side of things, sectors such as utilities and consumer staples have rallied strongly as rates have fallen in recent weeks; if the Fed fails to deliver on 3 rate cuts, investors in these sectors should feel pain as interest rates move higher. As such, we prefer sectors, such as financials and energy, that offer yields greater than the broad index but will be far less impacted by rising rates.

The income component of total returns should help mute volatility at the portfolio level, leading to a smoother ride. That said, investors should be conscious of valuations, as low rates have led multiples to expand beyond sustainable levels given the fundamental outlook for profits and the broader economy.

For the purposes of MiFID II, the JPM Market Insights and Portfolio Insights programs are marketing communications and are not in scope for any MiFID II / MiFIR requirements specifically related to investment research. Furthermore, the J.P. Morgan Asset Management Market Insights and Portfolio Insights programs, as non-independent research, have not been prepared in accordance with legal requirements designed to promote the independence of investment research, nor are they subject to any prohibition on dealing ahead of the dissemination of investment research.

This document is a general communication being provided for informational purposes only. It is educational in nature and not designed to be as advice or a recommendation for any specific investment product, strategy, plan feature or other purpose in any jurisdiction, nor is it a commitment from J.P. Morgan Asset Management or any of its subsidiaries to participate in any of the transactions mentioned herein. Any examples used are generic, hypothetical and for illustration purposes only. This material does not contain sufficient information to support an investment decision and it should not be relied upon by you in evaluating the merits of investing in any securities or products. In addition, users should make an independent assessment of the legal, regulatory, tax, credit, and accounting implications and determine, together with their own professional advisers, if any investment mentioned herein is believed to be suitable to their personal goals. Investors should ensure that they obtain all available relevant information before making any investment. Any forecasts, figures, opinions or investment techniques and strategies set out are for information purposes only, based on certain assumptions and current market conditions and are subject to change without prior notice. All information presented herein is considered to be accurate at the time of production, but no warranty of accuracy is given and no liability in respect of any error or omission is accepted. It should be noted that investment involves risks, the value of investments and the income from them may fluctuate in accordance with market conditions and taxation agreements and investors may not get back the full amount invested. Both past performance and yields are not reliable indicators of current and future results.

J.P. Morgan Asset Management is the brand for the asset management business of JPMorgan Chase & Co. and its affiliates worldwide.

To the extent permitted by applicable law, we may record telephone calls and monitor electronic communications to comply with our legal and regulatory obligations and internal policies. Personal data will be collected, stored and processed by J.P. Morgan Asset Management in accordance with our [Company's Privacy Policy](#). For further information regarding our regional privacy policies please refer to the [EMEA Privacy Policy](#); for locational Asia Pacific privacy policies, please click on the respective links: [Hong Kong Privacy Policy](#), [Australia Privacy Policy](#), [Taiwan Privacy Policy](#), [Japan Privacy Policy](#) and [Singapore Privacy Policy](#).

This communication is issued by the following entities: in the United Kingdom by JPMorgan Asset Management (UK) Limited, which is authorized and regulated by the Financial Conduct Authority; in other European jurisdictions by JPMorgan Asset Management (Europe) S.à r.l.; in Hong Kong by JF Asset Management Limited, or JPMorgan Funds (Asia) Limited, or JPMorgan Asset Management Real Assets (Asia) Limited; in Singapore by JPMorgan Asset Management (Singapore) Limited (Co. Reg. No. 197601586K), or JPMorgan Asset Management Real Assets (Singapore) Pte Ltd (Co. Reg. No. 201120355E); in Taiwan by JPMorgan Asset Management (Taiwan) Limited; in Japan by JPMorgan Asset Management (Japan) Limited which is a member of the Investment Trusts Association, Japan, the Japan Investment Advisers Association, Type II Financial Instruments Firms Association and the Japan Securities Dealers Association and is regulated by the Financial Services Agency (registration number "Kanto Local Finance Bureau (Financial Instruments Firm) No. 330"); in Australia to wholesale clients only as defined in section 761A and 761G of the Corporations Act 2001 (Cth) by JPMorgan Asset Management (Australia) Limited (ABN 55143832080) (AFSL 376919); in Brazil by Banco J.P. Morgan S.A.; in Canada for institutional clients' use only by JPMorgan Asset Management (Canada) Inc., and in the United States by JPMorgan Distribution Services Inc. and J.P. Morgan Institutional Investments, Inc., both members of FINRA; and J.P. Morgan Investment Management Inc.

In APAC, distribution is for Hong Kong, Taiwan, Japan and Singapore. For all other countries in APAC, to intended recipients only.

Copyright 2019 JPMorgan Chase & Co. All rights reserved.

MI-MB_2Q19 Earnings bulletin

0903c02a8264fbf1