

MY COLLECTIONS

J.P.Morgan
Asset Management



LATEST INSIGHTS

MARKET INSIGHTS

WORLDVIEW



A quarterly publication, written by Dr. David Kelly, David Stubbs, and Grace Tam, designed to provide clarity and insight by examining the big issues shaping the global economies and markets, and identifying the opportunities and risks for investors.

READ THE ARTICLE

Insights

Our goal is to provide a clear perspective on the global financial markets, as well as a logical framework to discuss them, thereby enabling investors to recognize both the opportunities and risks that exist in today's investment environment.

Featured Insights

The J.P. Morgan Insights App:
User's guide to
key features and functions



UPDATED QUARTERLY

Guide to the Markets

**Portfolio Discussion:
Europe**

Despite economic growth momentum in Europe continuing to disappoint, the European Central Bank's (ECB) more aggressive stimulus measures has met market expectations. The pledge from President Draghi to expand the central bank's balance sheet will continue to drive euro depreciation, which in turn, is likely to support corporate earnings growth.

INVESTMENT INVOLVES RISK. PAST PERFORMANCE IS NOT INDICATIVE OF FUTURE RETURNS.



Home



Insights



Guide to the Markets



Settings

J.P.Morgan
Asset Management

Welcome to the J.P. Morgan Insights App, a new way for you to access and customise our intellectual capital. This user's guide explains some of the App's most popular and powerful functions. We encourage you to use these simple step-by-step instructions to become more familiar with the App and the many benefits it can bring to you.

Learn more about ...

Getting started with the App	1
The homepage	2
How to save and “favourite” content	3
<i>Guide to the Markets</i> section	4
Managing your folders	6
Creating customised presentations	8
Search function	9
Insights section	10
Settings section	11

Getting started with the App



How to download

The J.P. Morgan Insights App is available on the Apple App Store and Google Play™ Store. Search “Insights” to find it there.

System requirements

Please refer to the respective app stores for the latest compatibility requirement.

Registering as a new user

Only registered users get access to the App’s full functionality, including the ability to create and share customised presentations of our *Guide to the Markets*.

- To get started, touch the “Register” button after launching the App.
- You will be prompted to provide personal information for authentication.
- Your password will automatically be sent to your email address on file. You can change to your personal password by going to “Settings”.

Forgotten password

Touch the “Log In” button on the welcome screen and then select “Forgot your Username or Password” link. You will be prompted to enter your username or email address to retrieve the missing information.

In order to update your password, you must first be logged in.

Change password

- From the “Settings” tab, under “Summary,” select “Change Password.” You will be prompted to enter your old password, create a new password and confirm new password.
- Your password must have at least 8 characters and should include at least 1 uppercase character, 1 lowercase character and 1 number (A-Z, a-z, 0-9).

HAVE QUESTIONS? NEED ASSISTANCE?

Contact your J.P. Morgan representative.



The homepage

- 1 Notification appears here when content is being updated.
- 2 Swipe horizontally to review and read our latest insights.
- 3 New weekly insights are posted every Monday. You can find the latest updates here and also in your folders if you've saved them there.
- 4 This is the App's main navigation bar.
- 5 Access our flagship *Guide to the Markets* here or via the main navigation bar to review audio commentary, talking points and related insights for each slide.
- 6 Explore our featured insights materials here or via the main navigation bar.

COMMON ICONS USED THROUGHOUT THE INSIGHTS APP



The App's search function



View "My Favourites" and customised folders



Save an item in "My Favourites" folder



Email an item directly from your tablet




Add an item to a customised folder



Close the current screen and return to the previous screen

How to save and “favourite” content

Virtually anything on the Insights App can be saved in “My Favourites” or customised folders. All content features the below context bar at the top of the screen. Tap the screen to turn it on and off.

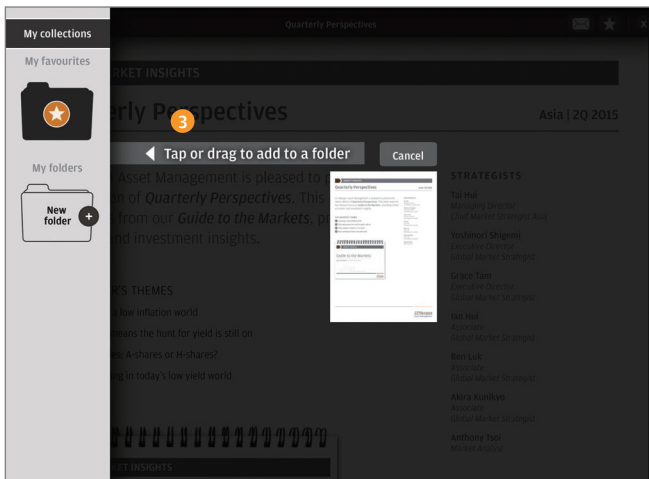


Saving items in “My Favourites” folder

- 1 Touch when viewing the item you want to save.

Saving items in a customised folder

- 2 Touch when viewing the item you want to save. A screen similar to the one below will appear.
- 3 Either drag the item to the appropriate folder or tap that folder.



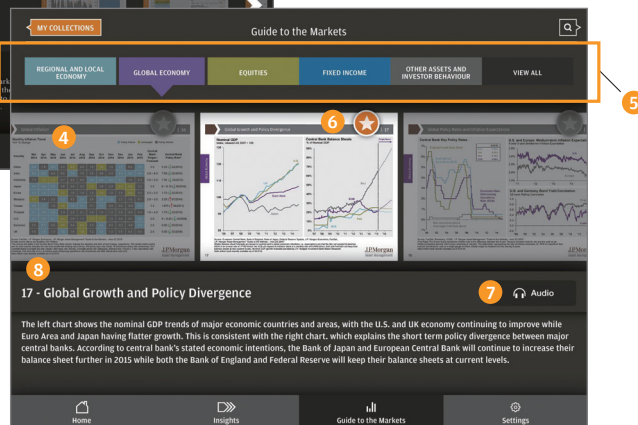
TIP: ADDING MULTIPLE ITEMS TO A CUSTOMISED FOLDER

Rather than using the function for each individual item, you can quickly save them as favourites with the touch of the icon. Then, go to “My Favourites,” touch the “Edit” button and drag all the desired items into your customised folder.

Note: While in edit mode, you can drag-and-drop items (except customised PDFs) between any two folders, including from one customised folder to another.



Filmstrip view



ACCESS A SLIDE'S DETAIL PAGE

Simply touch the slide when it's highlighted in filmstrip view. User can toggle between slide view and detail view at the top.

Guide to the Markets section

The App features an interactive *Guide to the Markets* that allows you to save and share your favourite slides in customised presentations.

Main page

- 1 Access the *Guide* by touching the large banner or orange arrow.
- 2 Swipe horizontally to view *Portfolio Discussions* focused on specific investment or market themes.
- 3 View additional resources that leverage our *Guide* slides and strategists' insights.

Navigating the Guide

- 4 Swipe horizontally through the entire *Guide*; or
- 5 Use the tabs to jump to a certain section.
- 6 Touch ★ to quickly save a slide in "My Favourites" folder.
- 7 Listen to the audio commentary for the highlighted slide.
- 8 View talking points for the highlighted slide.

Viewing slide details

- 1 Toggle between “Detail view” (see right) and “Slide view” (see below).
- 2 Tap the talking points to expand; tap again to collapse.
- 3 Add this slide to a customised folder.
- 4 Email this slide.
- 5 Listen to the audio commentary from one of our market strategists.
- 6 Add this slide to “My Favourites” folder.
- 7 Swipe vertically for all insights related to this slide.

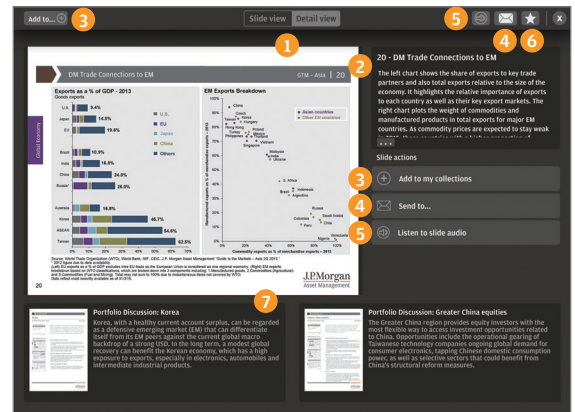
Viewing a full-screen slide

- 1 Select “Slide view” to see a full-screen image of a slide.
- 8 Tap anywhere on the screen to bring up the context bar. In this mode, you can pinch and zoom to enlarge the image.

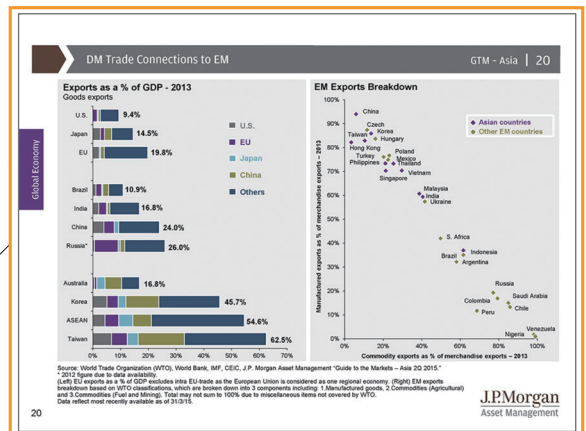
Guide viewing options

- 9 Touch “View all” after accessing the *Guide* for multiple viewing options:
- 10 Swipe vertically to browse all slides in the current *Guide*.
- 11 View only slides saved in “My Favourites” folder.
- 12 Swipe vertically to view recently retired slides “on the bench.”
- 13 Access the PDF version of the *Guide*.

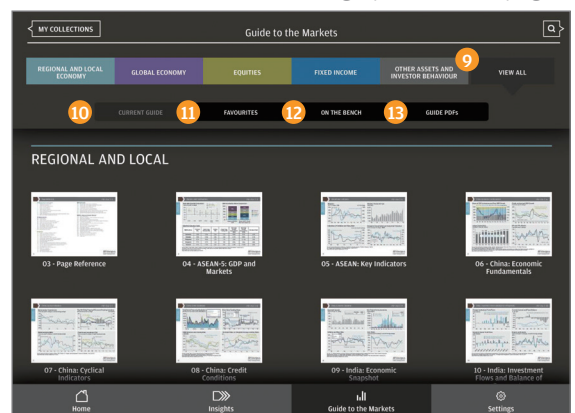
Detail view



Slide view



Touch a slide in this view to bring up the details page

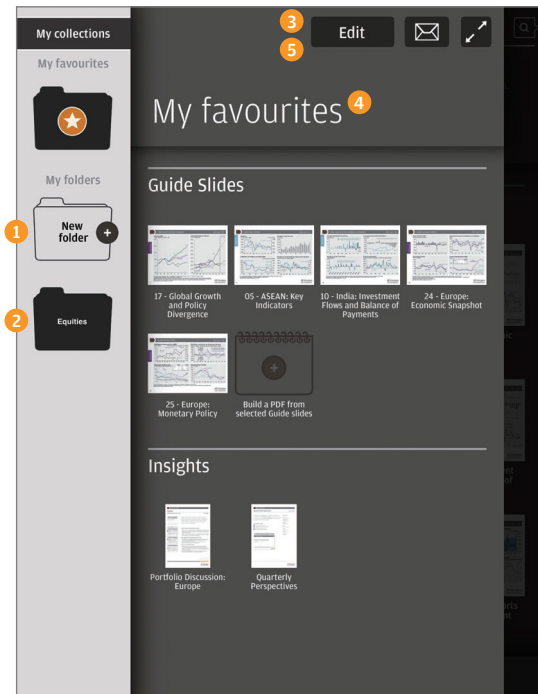


TIP: SAVE FREQUENTLY USED, REGULARLY UPDATED MATERIALS ONCE

Items saved in “My Favourites” and customised folders are refreshed whenever newer versions become available. Examples include:

- *Weekly Market Recap*, Chart of the Week and other weekly insights
- *Quarterly Guide to the Markets* slides
- *Quarterly Perspectives* newsletter
- *Portfolio Discussions* featuring select slides from the *Guide*

Note: Items in customised PDF presentations are not refreshed.



Managing your folders

The App's folders make it easy to save, organize and update the information you find most valuable.

Creating new customised folders

Touch **MY COLLECTIONS** in the upper-left corner to get started.

- 1 Touch the “New folder” icon.
- 2 Touch the folder labeled “New folder.”
- 3 Touch the “Edit” button to rename the folder.
- 4 Tap the name of the folder to bring up the keyboard. You can change the name from “New folder” to whatever you wish.
- 5 Touch “Done” when finished.

Accessing and editing existing folders

Touch **MY COLLECTIONS** in the upper-left corner to access your folders.

1 Touch any folder in the left margin to view its contents. Saved items are automatically organized into three categories:

- *Guide to the Markets* slides
- Customised PDF presentations
- Insights (videos, bulletins, etc.)

2 Touch the “Edit” button to rename the folder, rearrange items (hold and drag) or delete items (tap the X). Touch “Done” when finished editing.

3 Email certain items or an entire folder.

4 Present items saved in a folder directly on your tablet.

5 Touch any item to bring it up on screen when not in “Edit” mode.

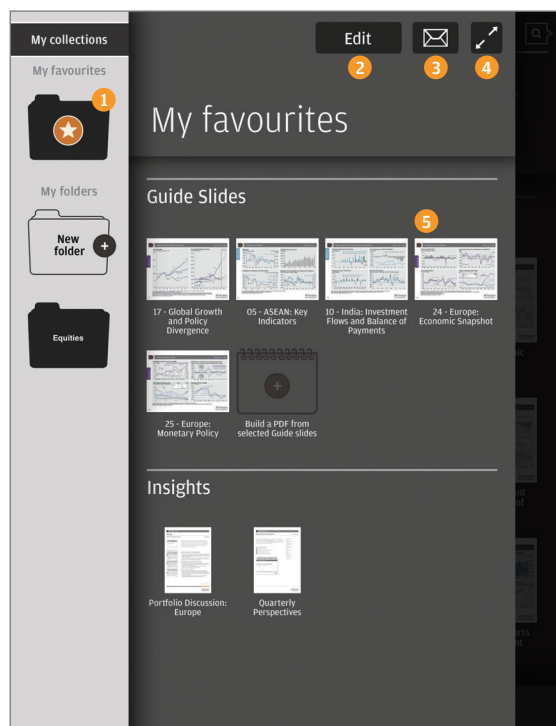
Deleting and copying folders

6 In the left margin, press and hold the folder you wish to delete or copy.

7 Select “Delete” or “Create a copy.”

8 To exit “My Collections,” tap the darkened part of the screen on the right.

A copied version of a folder can be renamed using the same process described on page 6 for new folders.





Creating customised presentations

Create your own customised versions of our *Guide to the Markets* to tailor your presentations.

- 1 Touch the folder containing the slides you want in your presentation.
- 2 Touch the icon labeled “Build a PDF from selected Guide slides.”
- 3 Touch the circle to the left of each slide to include it (green checkmark) or exclude it (no checkmark).
- 4 Hold and drag the “gripper” to rearrange the order of slides.
- 5 Touch “Create” when finished.

Your presentation will be added to the “Customised PDF presentations” category of the folder. The App automatically adds a title page and disclosures.

After creating a presentation, you can email it or present directly from your tablet.



Search function

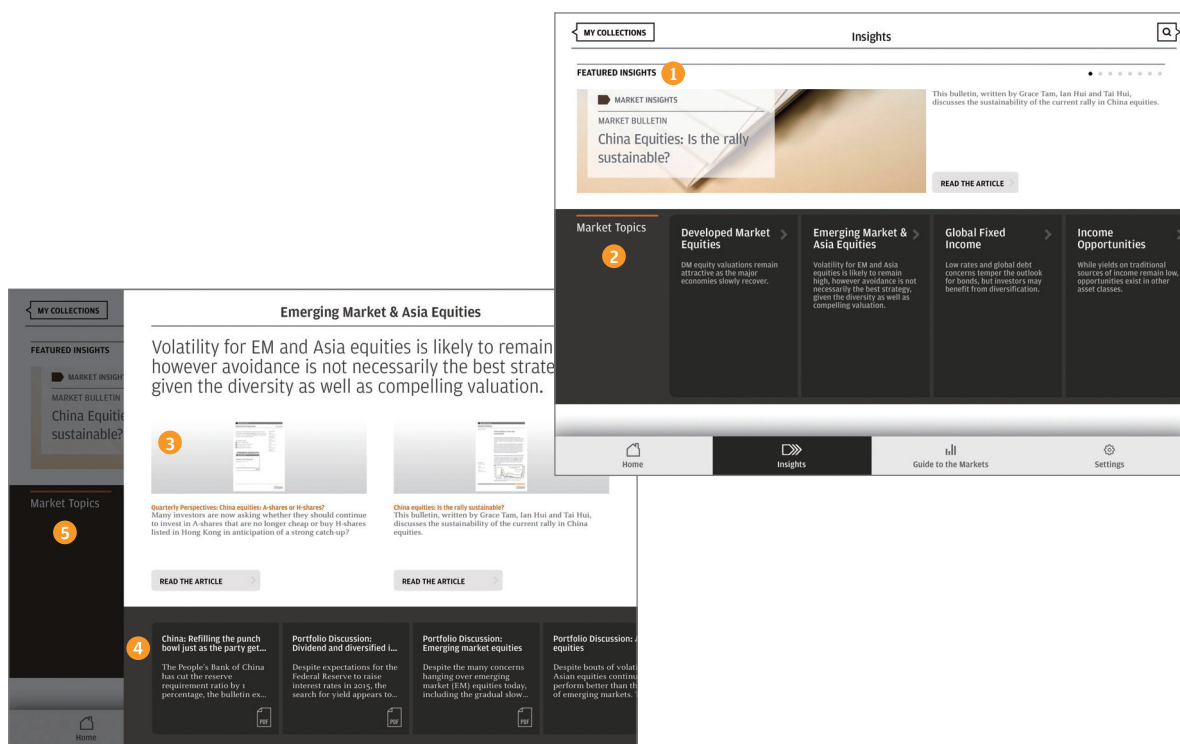
To start a search, touch the  icon appearing in the upper-right corner.

- 1 Use the keyboard to enter your search terms.
- 2 As you type, the App will display the first three results matching your keyword.
- 3 Press the return key for a full list of search results.
- 4 You can sort the results by type of media.
- 5 Contents within each type of media are organised by date, starting with the most recent.
- 6 To exit this page, tap anywhere on the screen to the left of the search results.

Insights section

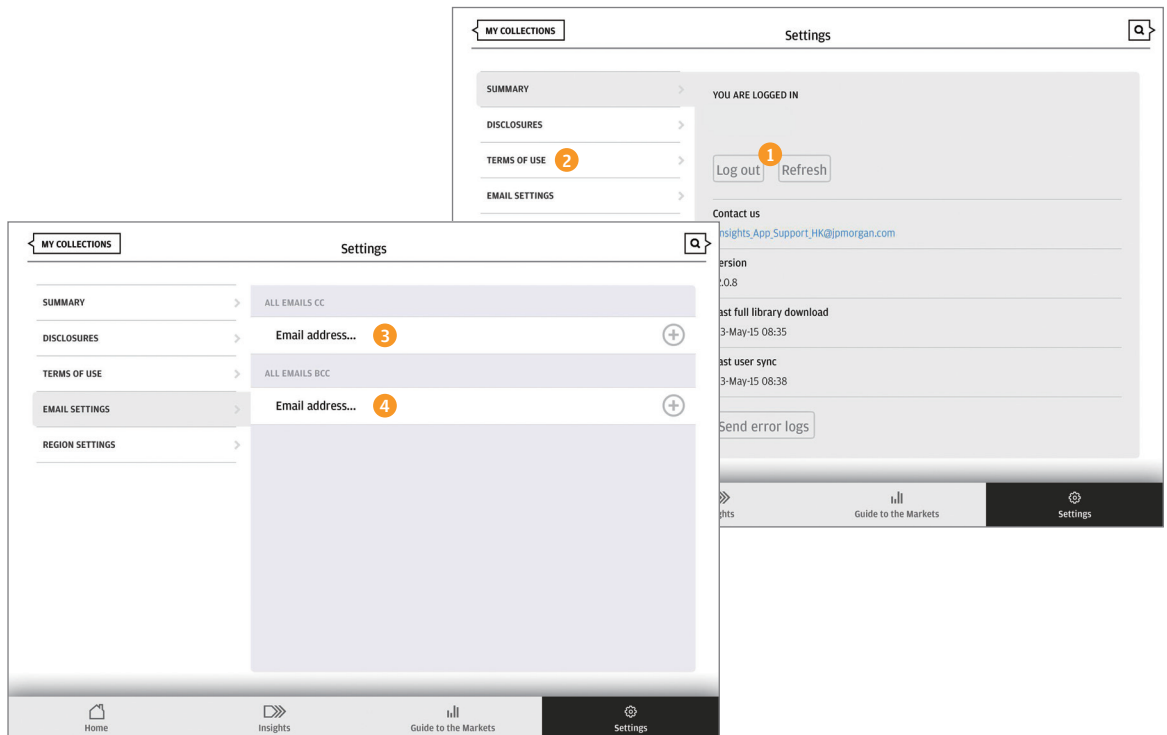
The Insights section offers a one-stop access to J.P. Morgan's extensive library of market bulletins, videos, commentaries and other multimedia resources.

- 1 Swipe horizontally to review and read our featured insights.
- 2 Content is conveniently organised by market topics.
- 3 Swipe horizontally to see all sub-topics.
- 4 Selecting a sub-topic brings up a new page featuring two primary insights.
- 5 Swipe horizontally to access other insights related to the sub-topic.



Settings section

- 1 Touch here to log out of the App. Unless selected, you remain logged in even after exiting the App.
- 2 Customise emails sent from the App with pre-populated cc and bcc fields.
- 3 Touch the cc field to bring up the keyboard and enter addresses to include with every email. Or leave this field blank and decide who to copy on each individual email.
- 4 Any addresses for the bcc field must be entered here one time and will be included in every email sent.



Knowledge you can touch, see and hear ...
insights you can tailor, save and share.

**Get informed and invested like never before with a powerful
new tool available anywhere, anytime.**

The J.P. Morgan Insights App provides access to intellectual capital that can inform your decisions, support your investment recommendations and enhance your business interactions. It offers a market driven, thought leadership focused, interactive digital tool with the ability to tailor J.P. Morgan Asset Management insights as you need them - right on your tablet.



Take our insights. Make them your own.

Present our Chart of the Week in your meeting. Add the *Weekly Market Recap* to your “favourites” folder for regular updating every Monday morning. Keep up with the latest market and economic news, and gain a deeper understanding of the investment topics that matter most to you. The insights are ours, the choices are yours.

Experience our *Guide to the Markets* on a whole new, interactive level

- Review talking points, audio commentary and related multimedia insights for each slide
- Save your favourite slides with the touch of a finger, or drag and drop into customised folders
- Browse the entire *Guide*, certain sections or just your favourites
- Access the current *Guide*, the recently retired “on the bench” slides or the *Guide* from a previous quarter

Create and share customised versions of our *Guide*

- Select the slides you want to see and share
- Rearrange the order to suit your agenda
- Present directly from your tablet.

Stay informed with timely insights.

Stay current and informed with today's rapidly changing markets

- Items saved in “favourites” and customised folders are routinely updated
- New market recaps, podcasts and economic data added weekly
- Timely “featured insights” reflect our latest thinking on market developments and opportunities

Include our thought leaders in your meetings

- An ever-growing library of market bulletins, videos, podcasts, commentaries, whitepapers and portfolio discussions covering all major asset classes worldwide
- Multimedia to help inform and educate investors

Choose what works for you – and how to share it

Virtually anything on the App can be saved as a favourite, added to customised folders or presented on screen.

Intuitive to use. Easy to navigate.

Quickly find the information you need

- Intuitive search function sorts results by media type
- Market topics conveniently organised by theme and publication date

QUESTIONS? CONTACT YOUR J.P. MORGAN REPRESENTATIVE.

The views contained herein are not to be taken as an advice or a recommendation to buy or sell any investment in any jurisdiction, nor is it a commitment from J.P. Morgan Asset Management or any of its subsidiaries to participate in any of the transactions mentioned herein. Any forecasts, figures, opinions or investment techniques and strategies set out are for information purposes only, based on certain assumptions and current market conditions and are subject to change without prior notice. All information presented herein is considered to be accurate at the time of writing, but no warranty of accuracy is given and no liability in respect of any error or omission is accepted. This material does not contain sufficient information to support an investment decision and it should not be relied upon by you in evaluating the merits of investing in any securities or products. In addition, users should make an independent assessment of the legal, regulatory, tax, credit, and accounting implications and determine, together with their own professional advisers, if any investment mentioned herein is believed to be suitable to their personal goals. Investors should ensure that they obtain all available relevant information before making any investment. It should be noted that the value of investments and the income from them may fluctuate in accordance with market conditions and taxation agreements and investors may not get back the full amount invested. Both past performance and yield may not be a reliable guide to future performance.

It shall be the recipient's sole responsibility to verify his / her eligibility and to comply with all requirements under applicable legal and regulatory regimes in receiving this communication and in making any investment. All case studies shown are for illustrative purposes only and should not be relied upon as advice or interpreted as a recommendation. Results shown are not meant to be representative of actual investment results.

The J.P. Morgan Insights App: Download today!



Please refer to the respective app stores for the latest compatibility requirement.

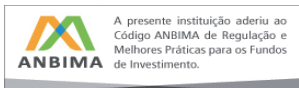
J.P. Morgan Asset Management is the brand for the asset management business of JPMorgan Chase & Co. and its affiliates worldwide. This communication is issued by the following entities: in Brazil by Banco J.P. Morgan S.A. (Brazil); in the United Kingdom by JPMorgan Asset Management (UK) Limited; in other EU jurisdictions by JPMorgan Asset Management (Europe) S.à r.l.; in Switzerland by J.P. Morgan (Suisse) SA; in Hong Kong by JF Asset Management Limited, JPMorgan Funds (Asia) Limited or JPMorgan Asset Management Real Assets (Asia) Limited; in India by JPMorgan Asset Management India Private Limited; in Singapore by JPMorgan Asset Management (Singapore) Limited or JPMorgan Asset Management Real Assets (Singapore) Pte. Ltd; in Taiwan by JPMorgan Asset Management (Taiwan) Limited; in Japan by JPMorgan Asset Management (Japan) Limited which is a member of the Investment Trusts Association, Japan, the Japan Investment Advisers Association Type II Financial Instruments Firms Association and the Japan Securities Dealers Association and is regulated by the Financial Services Agency (registration number "Kanto Local Finance Bureau (Financial Instruments Firm) No. 330"); in Korea by JPMorgan Asset Management (Korea) Company Limited; in Australia to wholesale clients only as defined in section 761A and 761G of the Corporations Act 2001 (Cth) by JPMorgan Asset Management (Australia) Limited (ABN 55143832080) (AFSL 376919); in Canada by JPMorgan Asset Management (Canada) Inc.; and in the United States by JPMorgan Distribution Services Inc., member FINRA/SIPC.; and J.P. Morgan Investment Management Inc.

For China, Australia, Vietnam and Canada distribution, please note this communication is for intended recipients only. In Australia for wholesale clients' use only and in Canada for institutional clients' use only.

EMEA Recipients: You should note that if you contact J.P. Morgan Asset Management by telephone those lines may be recorded and monitored for legal, security and training purposes. You should also take note that information and data from communications with you will be collected, stored and processed by J.P. Morgan Asset Management in accordance with the EMEA Privacy Policy which can be accessed through the following website

<http://www.jpmorgan.com/pages/privacy>.

Brazilian recipients:



Apple and the Apple logo are trademarks of Apple Inc., registered in the U.S. and other countries. App Store is a service mark of Apple Inc.

Google Play is a trademark of Google Inc.

Copyright 2015 JPMorgan Chase & Co. All rights reserved.

MI-MM-BRO-AND

J.P.Morgan
Asset Management