

# JPMorgan Global Select Equity Fund - Class A Units

## Fund overview

### Investment objective

To seek to provide long-term capital appreciation.

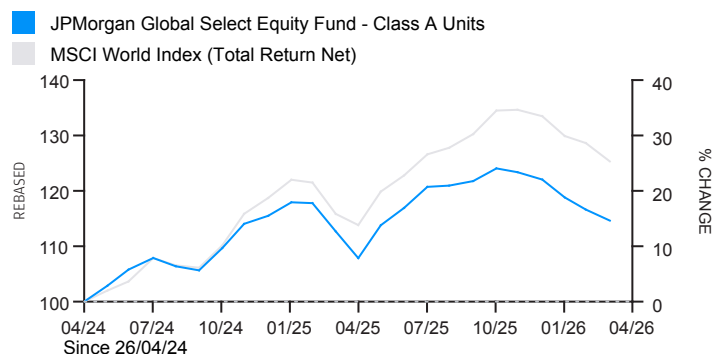
### Investor Profile

This product is likely to be appropriate for an investor seeking capital growth, to be used as a core component within a portfolio where the investor has a high risk-return profile and is seeking daily access to capital.

### Fund Information

<b>Portfolio manager(s)</b> Helge Skibeli, Christian Pecher	<b>Total Fund Size(M)</b> USD 6,544.2
<b>NAV</b> \$1.12	<b>Buy/Sell spread</b> 0.02%/0.02%
<b>Launch Date</b> 26/04/24	<b>Charges*</b> Management fees and costs 0.55%
<b>ISIN code</b> AU60PER99979	<b>Distribution frequency</b> Generally occurs annually as at 30 June
<b>APIR</b> PER9997AU	<b>Minimum investment</b> \$25,000
<b>ARSN</b> 675 231 517	

## Performance



## Total Return (%)^

	Cumulative			Annualised		Launch
	1month	6months	1year	3years	5years	
JPMorgan Global Select Equity Fund - Class A Units	-1.71	-5.86	1.73	-	-	6.89
MSCI World Index (Total Return Net)	-2.58	-3.78	8.18	-	-	12.20

## Calendar Year Total Return (%)^

	2022	2023	2024	2025	YTD
JPMorgan Global Select Equity Fund - Class A Units	-	-	-	5.67	-6.07
MSCI World Index (Total Return Net)	-	-	-	12.43	-6.11

## Dividend History

Amount	Record Date	Payment Date	Annualised Yield
\$0.02	30/06/25	10/07/25	1.42%

## Performance Disclosures

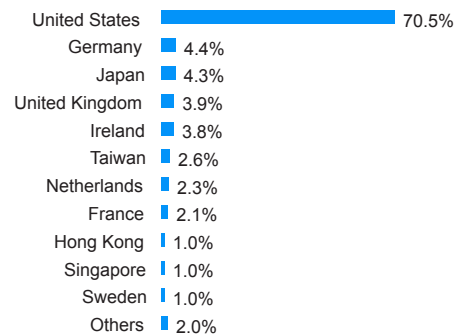
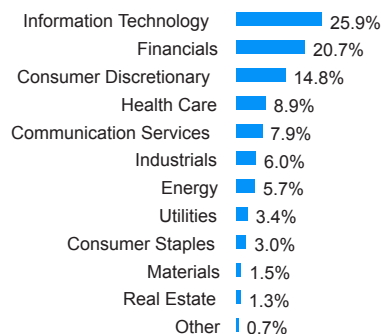
Past performance is not a guide to current and future performance. The value of your investments and any income from them may fall as well as rise and you may not get back the full amount you invested. Source: J.P. Morgan Asset Management. ^Net of fees performance is calculated with income reinvested, i.e. Total return net of ongoing fees, expenses and withholding taxes on income received by the Fund.

Performance returns for ETFs are based upon transacting at Net Asset Value and transaction costs from trading of ETFs on exchange are not included. When Investors are buying and selling ETFs on exchange they will be subject to brokerage fees and bid offer spreads.

\*The management fees and costs are comprised of a management fee, fund expenses and indirect costs. Please refer to the Fees and Cost section of the PDS for more information.

**Holdings<sup>1</sup>**

TOP 10	%
NVIDIA CORP COMMON STOCK	7.39
MICROSOFT CORP COMMON	4.38
AMAZON.COM INC COMMON	4.30
APPLE INC COMMON STOCK	3.41
MASTERCARD INC COMMON	3.39
META PLATFORMS INC	2.95
EXXON MOBIL	2.89
ALPHABET INC-CL A -	2.32
BROADCOM INC COMMON	2.28
SHELL PLC	2.27

**Portfolio Breakdown****Region****Sector****Key Risks**

It is important to understand that the value of investments may rise or fall, investment returns are not guaranteed and it is possible that investors may lose their money. The appropriate level of risk for each person depends on a range of factors, including age, investment timeframe and the investor's risk profile. For more detailed information relating to the risks of the Fund, please refer to the relevant Product Disclosure Statement and Target Market Determination available on the [website](#).

<sup>1</sup> The information in this table relates to holdings of the underlying ETF.

**General Disclosures**

Before investing, obtain and review the Product Disclosure Statement of the Fund and Target Market Determination which have been issued by Perpetual Trust Services Limited, ABN 48 000 142 049, AFSL 236648, as the responsible entity of the fund available on <https://am.jpmorgan.com/au> to understand the various risks associated with investing in the Fund and in making any investment decision. Past performance is not a reliable indicator of future performance and investors may not get back the full amount invested. Future performance and return of capital is not guaranteed. Information is considered correct at the time of issue but no liability for errors or omissions will be accepted by JPMorgan Asset Management (Australia) Limited or its affiliates. This document is intended solely for the person to whom it is provided by the issuer. Positive yield does not imply positive returns. Yields are not guaranteed. Fund holdings and performance are likely to have changed since the report date. No provider of information presented here, including index and ratings information, is liable for damages or losses of any type arising from use of their information.

Information from communications with you will be recorded, monitored, collected, stored and processed consistent with our Australian Privacy Policy available at <https://am.jpmorgan.com/global/privacy>. The yield displayed is in the base currency of the Fund. Actual share class yields may differ from the displayed yield due to currency effects. Maturity Date refers to the maturity/reset date of the security. For those securities whose reference coupon rate is adjusted at least every 397 days, the date of the next coupon rate adjustment is shown. This document does not take into account any specific investor's objectives, financial situation or needs. Investors should seek financial advice, refer to offering documents including risk factors and make independent evaluation before investing. Past performance is not a guide to current or future results. Please refer to fund's offering documents for details relating to risk factors, fees and expenses, distribution policy.

**Information Sources**

Fund information, including performance calculations and other data, is provided by J.P. Morgan Asset Management (the marketing name for the asset management businesses of JPMorgan Chase & Co and its affiliates worldwide). All data is as at the document date unless indicated otherwise. Due to rounding, values may not total 100%. Top holdings, sector and country or region excludes cash. Holdings may be subject to change from time to time.

**Further Information**

For further information please email us at [jpmorgan.funds.au@jpmorgan.com](mailto:jpmorgan.funds.au@jpmorgan.com), telephone 1800 576 468 or visit our website [am.jpmorgan.com/au](http://am.jpmorgan.com/au).

All investments contain risk and may lose value. This advertisement or publication has been prepared and issued by JPMorgan Asset Management (Australia) Limited (ABN 55 143 832 080) (AFSL No. 376919) being the investment manager of the fund. It is for general information only, without taking into account your objectives, financial situation or needs and does not constitute personal financial advice. Before making any decision, it is important for investors to consider the appropriateness of the information and seek appropriate legal, tax, and other professional advice. **For more detailed information relating to the risks of the Fund, the type of customer (target market) it has been designed for and any distribution conditions please refer to the relevant Product Disclosure Statement and Target Market Determination which have been issued by Perpetual Trust Services Limited, ABN 48 000 142 049, AFSL 236648, as the responsible entity of the fund available on [am.jpmorgan.com/au](http://am.jpmorgan.com/au).**

All rights reserved.

**Risk Summary**

Investments in Equity-Linked Notes (ELNs) are subject to liquidity risk, which may make ELNs difficult to sell and value. Lack of liquidity may also cause the value of the ELN to decline. Since ELNs are in note form, they are subject to certain debt securities risks, such as credit or counterparty risk. Should the prices of the underlying instruments move in an unexpected manner, the Fund may not achieve the anticipated benefits of an investment in an ELN, and may realize losses, which could be significant and could include the Fund's entire principal investment. The price of equity securities may fluctuate rapidly and unpredictably due to factors affecting individual companies, as well as changes in economic or political conditions. These price movements may result in loss of your investment.