

JPMorgan Global Research Enhanced Index Equity Trust - Class A Units¹

Fund overview

Investment objective

To achieve a long-term return in excess of the benchmark; the risk characteristics of the portfolio of securities held by the Fund will resemble the risk characteristics of the portfolio of securities held in the benchmark.

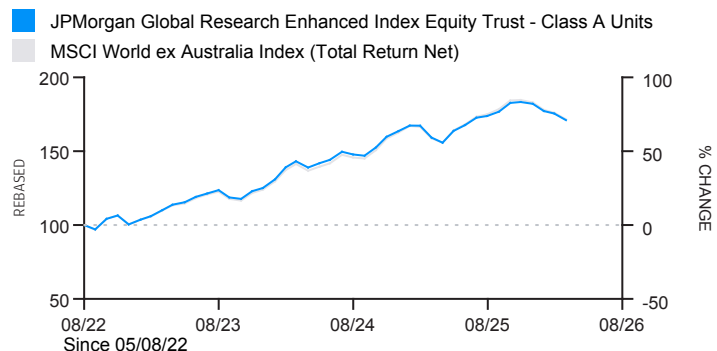
Investor Profile

This product is likely to be appropriate for an investor seeking capital growth, to be used as a core component within a portfolio where the investor has a high risk-return profile and is seeking daily access to capital.

Fund Information

Portfolio manager(s)	Fund Size(M)
Piera Elisa Grassi, Raffaele Zingone	\$1,617.4
NAV	Buy/Sell spread
\$1.55	0.1%/0.1%
Launch Date	Charges*
05/08/22	Management fees and costs 0.30%
ISIN code	Distribution frequency
AU60PER53554	Generally occurs annually as at 30 June
APIR	Minimum investment
PER5355AU	\$25,000
ARSN	
166 890 937	

Performance



Total Return (%)[^]

	Cumulative			Annualised		Launch
	1month	6months	1year	3years	5years	
JPMorgan Global Research Enhanced Index Equity Trust - Class A Units	-2.55	-3.24	7.41	15.83	-	14.58
MSCI World ex Australia Index (Total Return Net)	-2.51	-3.83	8.14	16.04	-	14.75

Calendar Year Total Return (%)[^]

	2022	2023	2024	2025	YTD
JPMorgan Global Research Enhanced Index Equity Trust - Class A Units	-	24.57	30.79	11.31	-6.07
MSCI World ex Australia Index (Total Return Net)	-	23.23	31.18	12.53	-6.22

Dividend History

Amount	Record Date	Payment Date	Annualised Yield
\$0.01	30/06/23	12/07/23	1.12%
\$0.03	28/06/24	16/07/24	2.28%
\$0.04	30/06/25	10/07/25	2.49%

Performance Disclosures

Past performance is not a guide to current and future performance. The value of your investments and any income from them may fall as well as rise and you may not get back the full amount you invested. Source: J.P. Morgan Asset Management. [^]Total Returns of the Fund are net of ongoing fees and expenses and are calculated on Bid – Bid with gross income reinvested.

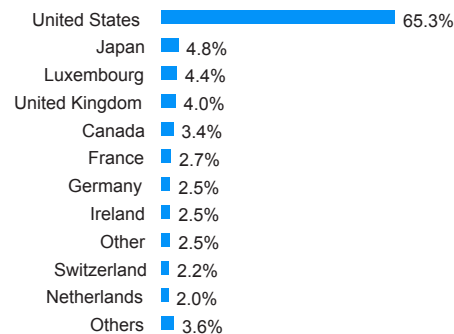
*The management fees and costs are comprised of a management fee, fund expenses and indirect costs. Please refer to the Fees and Cost section of the PDS for more information.

Holdings

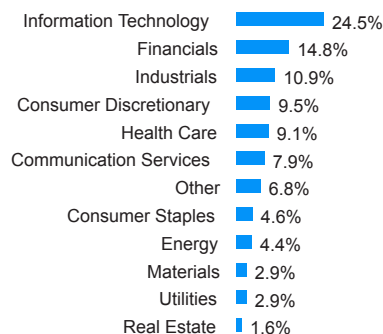
TOP 10	%
NVIDIA CORP COMMON STOCK	5.37
APPLE INC COMMON STOCK	4.59
JPM USD LIQUIDITY LVNAV X	4.42
MICROSOFT CORP COMMON	3.45
AMAZON.COM INC COMMON	2.66
Net Cash	2.48
ALPHABET INC-CL A -	2.03
BROADCOM INC COMMON STOCK	1.81
META PLATFORMS INC COMMON	1.63
ALPHABET INC-CL C -	1.58

Portfolio Breakdown

Region



Sector



Key Risks

It is important to understand that the value of investments may rise or fall, investment returns are not guaranteed and it is possible that investors may lose their money. The appropriate level of risk for each person depends on a range of factors, including age, investment timeframe and the investor's risk profile. For more detailed information relating to the risks of the Fund, please refer to the relevant Product Disclosure Statement and Target Market Determination available on the [website](#).

1 Effective 5th August 2022, the JPMorgan Global Research Enhanced Index Equity Fund (Hedged) was restructured to the JPMorgan Global Research Enhanced Index Equity Trust. Key changes include fund name, investment objective, investment universe, and benchmark. Performance prior to 5th August 2022 was achieved under circumstances that no longer apply. Please refer to the Product Disclosure Statement, Target Market Determination and Reference Guide for details.

General Disclosures

Before investing, obtain and review the Product Disclosure Statement of the Fund and Target Market Determination which have been issued by Perpetual Trust Services Limited, ABN 48 000 142 049, AFSL 236648, as the responsible entity of the fund available on <https://am.jpmorgan.com/au> to understand the various risks associated with investing in the Fund and in making any investment decision. Past performance is not a reliable indicator of future performance and investors may not get back the full amount invested. Future performance and return of capital is not guaranteed. Information is considered correct at the time of issue but no liability for errors or omissions will be accepted by JPMorgan Asset Management (Australia) Limited or its affiliates. This document is intended solely for the person to whom it is provided by the issuer. Positive yield does not imply positive returns. Yields are not guaranteed. Fund holdings and performance are likely to have changed since the report date. No provider of information presented here, including index and ratings information, is liable for damages or losses of any type arising from use of their information.

Information from communications with you will be recorded, monitored, collected, stored and processed consistent with our Australian Privacy Policy available at <https://am.jpmorgan.com/global/privacy>. The yield displayed is in the base currency of the Fund. Actual share class yields may differ from the displayed yield due to currency effects. Maturity Date refers to the maturity/reset date of the security. For those securities whose reference coupon rate is adjusted at least every 397 days, the date of the next coupon rate adjustment is shown. This document does not take into account any specific investor's objectives, financial situation or needs. Investors should seek financial advice, refer to offering documents including risk factors and make independent evaluation before investing. Past performance is not a guide to current or future results. Please refer to fund's offering documents for details relating to risk factors, fees and expenses, distribution policy.

Information Sources

Fund information, including performance calculations and other data, is provided by J.P. Morgan Asset Management (the marketing name for the asset management businesses of JPMorgan Chase & Co and its affiliates worldwide). All data is as at the document date unless indicated otherwise. Benchmark Source: MSCI. Neither MSCI nor any other third party involved in or related to compiling, computing or creating the MSCI data (the "MSCI Parties") makes any express or implied warranties or representations with respect to such data (or the results to be obtained by use thereof), and the MSCI Parties hereby expressly disclaim all warranties of originality, accuracy, completeness, merchantability or fitness for a particular purpose with respect to such data. Without limiting any of the foregoing, in no event shall any of the MSCI Parties have any liability for any direct, indirect, special, punitive, consequential or any other damages (including lost profits) even if notified of the possibility of such damages.

Further Information

For further information please email us at jpmorgan.funds.au@jpmorgan.com, telephone 1800 576 468 or visit our website am.jpmorgan.com/au/

All investments contain risk and may lose value. This advertisement or publication has been prepared and issued by JPMorgan Asset Management (Australia) Limited (ABN 55 143 832 080) (AFSL No. 376919) being the investment manager of the fund. It is for general information only, without taking into account your objectives, financial situation or needs and does not constitute personal financial advice. Before making any decision, it is important for investors to consider the appropriateness of the information and seek appropriate legal, tax, and other professional advice. **For more detailed information relating to the risks of the Fund, the type of customer (target market) it has been designed for and any distribution conditions please refer to the relevant Product Disclosure Statement and Target Market Determination which have been issued by Perpetual Trust Services Limited, ABN 48 000 142 049, AFSL 236648, as the responsible entity of the fund available on am.jpmorgan.com/au/.**

All rights reserved.