

# JPMorgan Global Select Equity ETF

Ticker: JGLO

Designed to provide long-term capital appreciation from a global equity portfolio.

Approach

- Invests primarily in large-cap stocks across global developed markets
- Utilizes a rigorous fundamental research process that seeks to identify companies that are attractively valued, possess strong free cash flow and have the potential for sustained earnings growth
- Seeks to consistently outperform the MSCI World Index while effectively managing risks across sectors and regions

Expertise

Portfolio manager(s) and years of experience

Helge Skibeli, 38 years  
Christian Pecher, 28 years

Fund Information

Class launch	Annual expenses (%)
September 13, 2023	Gross Expenses: 0.470
CUSIP	Net Expenses: 0.470
46654Q740	
Fund assets	
\$7.13 B	

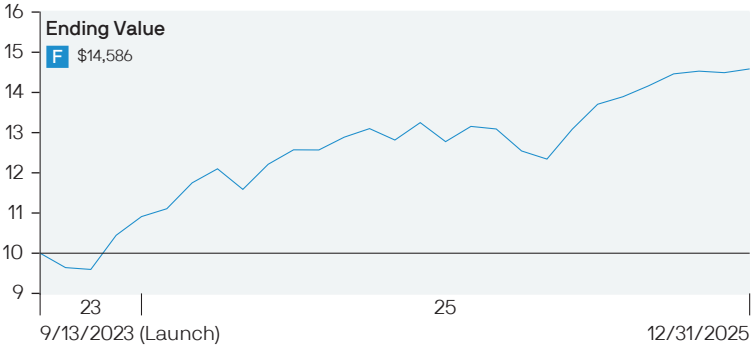
Ratings

Morningstar Medalist Rating™	GOLD - 8/19/2025
Analyst-Driven %	100
Data Coverage %	100
Morningstar Category™	Global Large-Stock Blend

Performance

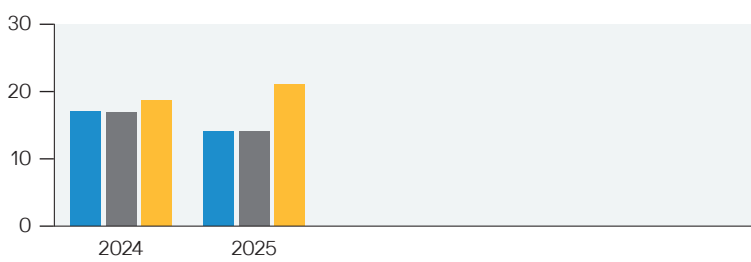
- F1 Fund: at NAV
- F2 Fund: Market price returns
- B Benchmark: MSCI World Index (net total return)

Growth of \$10,000



Since inception with dividends and capital gains reinvested. There is no direct correlation between a hypothetical investment and the anticipated performance of the Fund.

Calendar Year Performance (%)



F1	17.11	14.16
F2	16.99	14.08
B	18.67	21.09

Return (%)

		Total Return		Average Annual Return			
		3mos	YTD	1yr	3yrs	5yrs	Launch^
F1	at NAV	0.86	14.16	14.16	-	-	17.85
F2	Market price returns	1.06	14.08	14.08	-	-	17.88
B		3.12	21.09	21.09	-	-	20.90

Performance Disclosures

The performance quoted is past performance and is not a guarantee of future results. Investment returns and principal value of an investment will fluctuate so that an investor's shares, when sold or redeemed, may be worth more or less than original cost. Current performance may be higher or lower than the performance data shown. For performance current to the most recent month-end please call 1-844-4JPM-ETF.

Total Returns based on NAV and Market Price do not reflect brokerage commissions or sales charges in connection with the purchase or sale of Fund shares, which if included would lower the performance shown above. The NAV used in the Total Return calculation assumes all management fees and operating expenses incurred by the Fund.

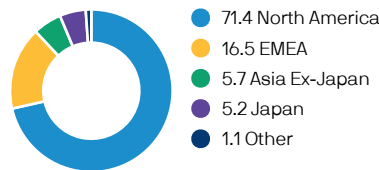
\*Fund performance inception: 9/13/2023

A fund's NAV is the sum of all its assets less any liabilities, divided by the number of shares outstanding.

YTD returns are as of the last business day of the month.

Holdings

Regions (%)



Top 10 (%)

NVIDIA CORP COMMON STOCK	6.5
MICROSOFT CORP COMMON	5.5
APPLE INC COMMON STOCK	5.3
AMAZON.COM INC COMMON	4.1
ALPHABET INC COMMON	2.9
META PLATFORMS INC	2.8
EXXON MOBIL	2.7
THE WALT DISNEY COMPANY	2.5
JOHNSON & COMMON	2.2
MASTERCARD INC COMMON	2.0

Sectors (%)

Communication Services	9.6
Consumer Discretionary	16.8
Consumer Staples	3.7
Energy	3.5
Financials	17.8
Health Care	8.5
Industrials	8.5
Information Technology	24.2
Materials	1.7
Real Estate	0.7
Utilities	3.7
Other	1.1

Portfolio Analysis

Number of holdings	80
--------------------	----

**Investors should carefully consider the investment objectives and risks as well as charges and expenses of the JPMorgan ETF before investing. The summary and full prospectuses contain this and other information about the ETF. Read the prospectus carefully before investing. Call 1-844-4JPM-ETF or visit [www.jpmorganETFs.com](http://www.jpmorganETFs.com) to obtain a prospectus.**

Due to rounding, values may not total 100%.

This document is a general communication being provided for informational purposes only. It is educational in nature and not designed to be a recommendation for any specific investment product, strategy, plan feature or other purpose. Any examples used are generic, hypothetical and for illustration purposes only. Prior to making any investment or financial decisions, an investor should seek individualized advice from personal financial, legal, tax and other professionals that take into account all of the particular facts and circumstances of an investor's own situation.

Sector and country or region excludes cash.

**Risk Summary**

International investing has a greater degree of risk and increased volatility due to political and economic instability of some overseas markets. Changes in currency exchange rates and different accounting and taxation policies outside the U.S. can affect returns. The Fund's investments in emerging markets could lead to more volatility in the value of the Fund's shares. As mentioned above, the normal risks of investing in foreign countries are heightened when investing in emerging markets. In addition, the small size of securities markets and the low trading volume may lead to a lack of liquidity, which leads to increased volatility. Also, emerging markets may not provide adequate legal protection for private or foreign investment or private property.

**Annual Operating Expenses**

The Fund's management agreement provides that the adviser will pay substantially all expenses of the Fund, except for the management fees, payments under the Fund's 12b-1 plan (if any), interest expenses, dividend and interest expenses related to short sales, taxes, acquired fund fees and expenses (other than fees for funds advised by the adviser and/or its affiliates), costs of holding shareholder meetings, and litigation and potential litigation and other extraordinary expenses not incurred in the ordinary course of the Fund's business. The Fund shall be responsible for its non-operating expenses, including brokerage commissions and fees and expenses associated with the Fund's securities lending program, if applicable.

**Indexes**

ETFs have fees that reduce their performance: indexes do not. You cannot invest directly in an index.

The MSCI World Index (net total return) is a free float-adjusted market capitalization weighted index that is designed to measure the performance of large- and mid- cap stocks

in developed markets. Net total return figures assume the reinvestment of dividends after deduction of withholding tax, applying the maximum rate to nonresident individual investors who do not benefit from double taxation treaties.

**Top Holdings**

The top 10 holdings listed exclude cash and money markets. Holdings are subject to change. The holdings listed should not be considered recommendations to purchase or sell a particular security. Each individual security is calculated as a percentage of the net assets.

**Ratings and Awards**

The Morningstar Medalist Rating™ is a summary expression of Morningstar's forward-looking analysis of investment strategies using a rating scale of Gold, Silver, Bronze, Neutral and Negative. Medalist Ratings indicate which investments Morningstar believes are likely to outperform a relevant index or peer group average on a risk-adjusted basis over time. Products are evaluated on three key pillars (People, Parent, and Process) which, when coupled with fees, forms the basis for Morningstar's conviction in those products' investment merits and determines the Medalist Rating assigned. Products are sorted by expected performance into rating groups defined by their Morningstar Category and their active or passive status. Analyst-covered products are assigned the three pillar ratings based on the analyst's qualitative assessment, subject to the Analyst Rating Committee's oversight, monitored and reevaluated at least every 14 months. Ratings are assigned monthly for vehicles covered either indirectly by analysts or by algorithm. For more detailed information including methodology, please go to [global.morningstar.com/](http://global.morningstar.com/) managerdisclosures.

Ratings and rankings should not be used as the sole basis in evaluating an investment product and should not be considered an offer or solicitation to buy or sell the investment product.

©2025 Morningstar Inc. All rights reserved. Morningstar information is proprietary to Morningstar and/or its content providers, may not be copied or distributed and is not warranted to be accurate, complete or timely.

**Entities**

J.P. Morgan ETFs are distributed by JPMorgan Distribution Services, Inc., which is an affiliate of JPMorgan Chase & Co. Affiliates of JPMorgan Chase & Co. receive fees for providing various services to the funds. JPMorgan Distribution Services, Inc. is a member of FINRA.

J.P. Morgan Asset Management is the brand name for the asset management business of JPMorgan Chase & Co and its affiliates worldwide.

If you are a person with a disability and need additional support in viewing the material, please call us at 1-800-343-1113 for assistance.

©JPMorgan Chase & Co., January 2026