

The Managed Reserves Strategy

Inside Investments for Global Liquidity

March 31, 2019

What is Managed Reserves?

For liquidity investors looking to move beyond money market funds in search of higher yields/returns, and for those investors positioning their portfolios for a rising rate environment, the J.P. Morgan Managed Reserves Strategy provides a compelling cash management strategy. It seeks to provide incremental returns above those of money market funds, while retaining a focus on preservation of principal and liquidity.¹ The Managed Reserves Strategy, which benefits from best practices of our J.P. Morgan money market mutual funds, is highly customizable and can be tailored to meet individual client risk tolerances and needs. All securities purchased must be on an approved for purchase list created by the credit analyst team, the same team that covers our money market funds. This team also covers credits across the maturity spectrum to ensure consistency of views across strategies.

Product features

- **AUM:** USD 78.7 bn as of March 31, 2019
- **Typical maximum portfolio duration:** 1 year
- **Typical maximum maturity for individual securities:** 3 years
- **Typical benchmark:** BofA Merrill Lynch 3-month Treasury Bill Index

Product characteristics	Portfolio ²	Benchmark ³
Duration	0.51 years	0.24 years
Yield	2.70%	2.34%
Credit Quality	A+	A-1+

Typical investments

- Certificates of deposits
- Commercial paper/ABCP
- Treasuries
- Time deposits
- Agencies
- Corporates
- Supranationals/sovereigns
- Municipals
- Repurchase agreements
- Asset backed securities


¹ The manager seeks to achieve the stated objective. There can be no guarantee it can be met.

² The characteristics are from a representative portfolio. Actual portfolio may differ. Allocation percentages and/or underlying funds are subject to change without notice.

³ BofA Merrill Lynch 3-month Treasury Bill Index.

⁴ Composite Performance results are gross of investment management fees. The deduction of an advisory fee reduces an investor's return. Actual account performance will vary depending on individual portfolio security selection and the applicable fee schedule. Past performance is not a guarantee of comparable future results. Total return includes the reinvestment of income. Fees are described in Part II of the Advisor's ADV, which is available upon request. All data as of March 31, 2019.

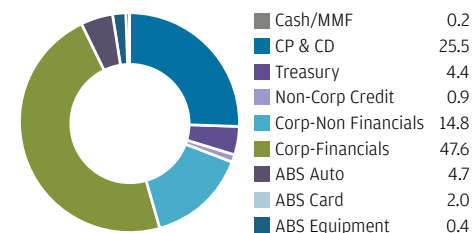
PORTFOLIO MANAGEMENT



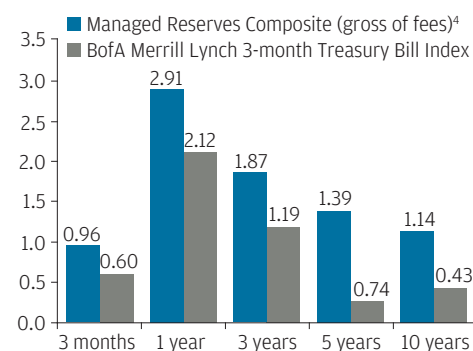
DAVID N. MARTUCCI
Managing Director

David is the lead portfolio manager of the J.P. Morgan Managed Reserves Strategy; however, all portfolios are managed on a team basis. David's team of portfolio managers has more than 19 years of industry experience with an average of 16 years at the firm.

PORTFOLIO COMPOSITION (MARKET VALUE %)²



PERFORMANCE RESULTS* (%) (SUPPLEMENTAL TO ANNUAL PERFORMANCE REPORT)



*Performance over one year is annualized

Conservative management

The Managed Reserves Strategy is a conservatively managed, short-term, low volatility strategy. A slightly longer strategy than the typical money market fund, portfolios invested in the Managed Reserves Strategy generally have an average duration of one year or less, with individual securities maturing in three years or less. Because diversification reduces risk, a typical portfolio will include bonds from as many of the security types listed on the previous page as permitted in client guidelines. This helps to insulate the portfolio if markets become illiquid and allows us to be nimble and take advantage of opportunities in the market. Portfolios typically also have an allocation to floating rate notes (FRNs) in addition to fixed rate securities. That allocation will vary depending on market conditions and our outlook on interest rates.

Active management provides a benefit in periods of rising rates

No one can predict with certainty how the current U.S. rate hiking cycle might unfold. By definition, uncertainty can cause volatility, with interest rates rising in fits and starts. We employ a disciplined approach to active management that is driven by fundamental research and focuses on duration, sector allocation and security selection decisions. The management of duration and yield curve exposure reflects our expectations of future interest rate levels. If we anticipate that rates will rise, we may shorten the duration of our portfolios and lengthen duration when we expect rates to fall. We may also increase or decrease our allocation to FRNs, which will benefit the portfolio as markets anticipate a change in monetary policy and FRN coupons will reset more frequently at higher yields.

Our objective is to consistently perform well over a market cycle as measured by total return. We seek to capture relative value on both a sector and a security level. We may sell securities to reduce risk, whether for duration reduction purposes or because fundamental credit analysis

determined that a particular credit has deteriorated. However, because the Managed Reserves Strategy has a portion of the portfolio in maturities laddered out to six months, we don't necessarily have to realize losses in the portfolio in order to benefit from opportunities afforded by rising rates. This is unlike longer-term portfolios, which typically have very few securities maturing within one year. Additionally, if a client needs to withdraw cash, shorter maturities can help to minimize the potential for realized losses if securities need to be sold.

As part of the investment process, the portfolio management team utilizes scenario analysis tools to evaluate security and portfolio performance in different environments. This helps determine optimal portfolio positioning on the yield curve and across sectors.

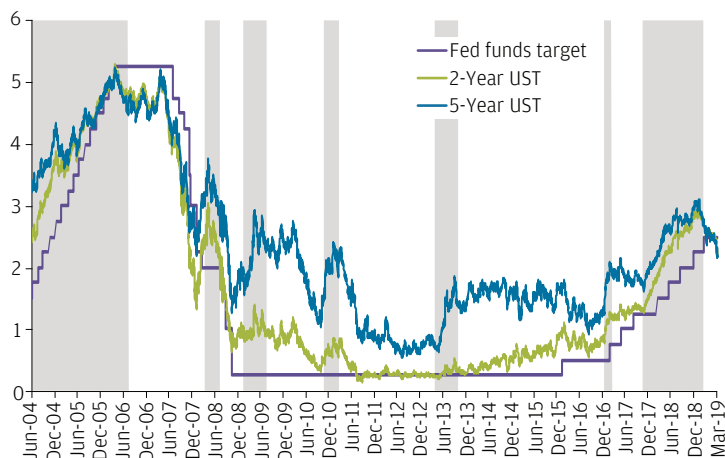
Performance during periods of rising rates

With a 15-year track record, the Managed Reserves Strategy has performed well through different market cycles. In **EXHIBIT 1**, the shaded areas represent periods of rising rates from the Managed Reserves Strategy's inception to present day.

Shorter duration strategies tend to outperform during periods of rising rates. Moreover, higher-yielding strategies outperform lower-yielding strategies with similar durations, as they provide an additional income cushion to compensate for the negative price movement.

As seen in **EXHIBIT 2**, during periods in which interest rates increased sharply and quickly, longer-duration strategies underperformed more dramatically. The Managed Reserves Strategy, which has had an average duration ranging from 0.20 to 0.70 year, performed well in all five rising rate periods. It delivered positive returns during periods when negative returns were posted by short duration strategies, such as the BAML 1-3 Year U.S. Corporate & Government Index, which has an average duration of approximately two years. The Managed Reserves Strategy also

EXHIBIT 1: RISING RATE PERIODS SINCE THE MANAGED RESERVES STRATEGY'S INCEPTION

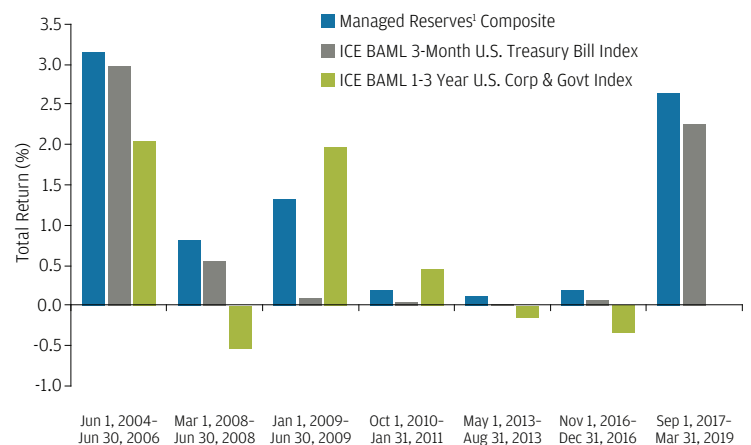


Source: Bloomberg, J.P. Morgan Asset Management; data as of March 31, 2019.

Past performance is no guarantee of comparable future results.

For illustrative purposes only.

EXHIBIT 2: TOTAL CUMULATIVE RETURNS OF SELECTED INDICES AND THE MANAGED RESERVES STRATEGY OVER RECENT RISING RATE PERIODS



Source: Bloomberg, Barclays Capital, J.P. Morgan Asset Management; data as of March 31, 2019. **Past performance is no guarantee of comparable future results.**

Returns include the reinvestment of income. ¹Performance results are gross of investment management fees.

outperformed the BAML 3-month U.S. Treasury Bill (T-Bill) Index, which is a lower-yielding, all-Treasury index that has a duration of about 0.25 year.

While the Managed Reserves Strategy's total returns were positive during all of the periods shown in Exhibit 2, the Strategy is not without risks. While it has exhibited attractive historical returns with low volatility, it has had negative monthly returns approximately 3.37% of the time since its inception in June 2004. However, because of the short-term nature and structure of the strategy, the magnitude of those negative returns has been relatively small, as seen in **EXHIBIT 3**.

EXHIBIT 3: MANAGED RESERVES STRATEGY: HISTORICAL RISK/RETURN PROFILE FROM INCEPTION (JUNE 2004) THROUGH MARCH 31, 2019

EXHIBIT 3A: TOTAL ANNUALIZED RATE OF RETURN¹ (PERCENTAGE—GROSS OF FEES) SUPPLEMENTAL TO ANNUAL PERFORMANCE REPORT

1 year	2.91
3 years	1.87
5 years	1.39
10 years	1.14
Standard deviation	0.25

EXHIBIT 3B: FREQUENCY OF NEGATIVE RETURNS (ROLLING PERCENTAGE)

1 month	3.37
3 months	0.00
1 year	0.00
Avg 1m negative return	(0.03)
Avg 3m negative return	-
Avg 1y negative return	-

EXHIBIT 3C: COMPOSITE RETURNS (ROLLING PERCENTAGE)²

Period	Worst	Average	Best
3 months	0.04	0.49	1.51
6 months	0.20	0.99	2.92
1 year	0.51	1.98	5.64
2 years	0.58	1.94	5.39
3 years	0.61	1.86	4.74
5 years	0.66	1.65	3.80
10 years	1.10	1.65	2.27

Source: J.P. Morgan Asset Management; data as of March 31, 2019. Past performance is no guarantee of comparable future results. Returns include the reinvestment of income. ¹Performance results are gross of investment management fees. The deduction of an advisory fee reduces an investor's return. Actual account performance will vary depending on individual portfolio security selection and the applicable fee schedule. Total rate of returns net of the maximum advisory fee of 20 bps on an investment of at least USD50 million is the following: 2.71% for 1 year, 1.67% for 3 years, 1.19% for 5 years, and 0.94% for 10 years. ²Annualized standard deviation of monthly returns for the past 10 years. Returns are annualized for periods of 1 year or more. The returns for 3 months and 6 months are cumulative.

Over time, longer-term strategies typically provide higher returns than shorter-term strategies; however, the volatility of those returns is typically greater over shorter time periods.

Proven track record across market cycles

The Managed Reserves Strategy has delivered on all of its objectives through various market cycles. It has a proven 15-year track record of providing incremental returns above those of money market funds, with slightly greater risk, while keeping volatility of principal low and retaining a focus on liquidity and preservation of principal. In a rising rate environment, the Managed Reserves Strategy can be especially effective, offering a lower volatility of principal and more stable returns than those of a longer-term short duration strategy.

AVAILABLE VEHICLES FOR U.S. INVESTORS

Vehicle	Fund name	AUM USD ¹	Inception date
Luxembourg-Domiciled Fund	JPMorgan Funds—Managed Reserves Fund	3.89 bn	June 2010
Separately Managed Account ²	Custom to client	50.23 bn	June 2004

¹Data as of March 31, 2019.

²Minimum size: USD 25MM

NOT FOR RETAIL DISTRIBUTION: This communication has been prepared exclusively for institutional, wholesale, professional clients and qualified investors only, as defined by local laws and regulations.

This is a promotional document and is intended to report solely on investment strategies and opportunities identified by J.P. Morgan Asset Management and as such the views contained herein are not to be taken as advice or a recommendation to buy or sell any investment or interest there to. This document is confidential and intended only for the person or entity to which it has been provided. Reliance upon information in this material is at the sole discretion of the reader. The material was prepared without regard to specific objectives, financial situation or needs of any particular receiver. Any research in this document has been obtained and may have been acted upon by J.P. Morgan Asset Management for its own purpose. The results of such research are being made available as additional information and do not necessarily reflect the views of J.P. Morgan Asset Management. Any forecasts, figures, opinions, statements of financial market trends or investment techniques and strategies expressed are those of J.P. Morgan Asset Management, unless otherwise stated, as of the date of issuance. They are considered to be reliable at the time of production, but no warranty as to the accuracy and reliability or completeness in respect of any error or omission is accepted, and may be subject to change without reference or notification to you.

Investment involves risks. Any investment decision should be based solely on the basis of any relevant offering documents such as the prospectus, annual report, semi-annual report, private placement or offering memorandum. For further information, any questions and for copies of the offering material you can contact your usual J.P. Morgan Asset Management representative. Both past performance and yields are not reliable indicators of current and future results. There is no guarantee that any forecast will come to pass. Any reproduction, retransmission, dissemination or other unauthorized use of this document or the information contained herein by any person or entity without the express prior written consent of J.P. Morgan Asset Management is strictly prohibited.

J.P. Morgan Asset Management and/or any of its affiliates and employees may hold positions or act as a market maker in the financial instruments of any issuer discussed herein or act as the underwriter, placement agent or lender to such issuer. The investments and strategies discussed herein may not be suitable for all investors and may not be authorized or its offering may be restricted in your jurisdiction, it is the responsibility of every reader to satisfy himself as to the full observance of the laws and regulations of the relevant jurisdictions. Prior to any application investors are advised to take all necessary legal, regulatory and tax advice on the consequences of an investment in the products.

J.P. Morgan Asset Management is the brand for the asset management business of JPMorgan Chase & Co. and its affiliates worldwide.

To the extent permitted by applicable law, we may record telephone calls and monitor electronic communications to comply with our legal and regulatory obligations and internal policies. Personal data will be collected, stored and processed by J.P. Morgan Asset Management in accordance with our [Company's Privacy Policy](#). For further information regarding our regional privacy policies please refer to the [EMEA Privacy Policy](#); for locational Asia Pacific privacy policies, please click on the respective links: [Hong Kong Privacy Policy](#), [Australia Privacy Policy](#), [Taiwan Privacy Policy](#), [Japan Privacy Policy](#) and [Singapore Privacy Policy](#). This communication is issued by the following entities: in the United Kingdom by JPMorgan Asset Management (UK) Limited, which is authorized and regulated by the Financial Conduct Authority; in other European jurisdictions by JPMorgan Asset Management (Europe) S.à r.l.; in Hong Kong by JF Asset Management Limited, or JPMorgan Funds (Asia) Limited, or JPMorgan Asset Management Real Assets (Asia) Limited; in Singapore by JPMorgan Asset Management (Singapore) Limited (Co. Reg. No. 197601586K), or JPMorgan Asset Management Real Assets (Singapore) Pte Ltd (Co. Reg. No. 201120355E); in Taiwan by JPMorgan Asset Management (Taiwan) Limited; in Japan by JPMorgan Asset Management (Japan) Limited which is a member of the Investment Trusts Association, Japan, the Japan Investment Advisers Association, Type II Financial Instruments Firms Association and the Japan Securities Dealers Association and is regulated by the Financial Services Agency (registration number "Kanto Local Finance Bureau (Financial Instruments Firm) No. 330"); in Australia to wholesale clients only as defined in section 761A and 761G of the Corporations Act 2001 (Cth) by JPMorgan Asset Management (Australia) Limited (ABN 55143832080) (AFSL 376919); in Brazil by Banco J.P. Morgan S.A.; in Canada for institutional clients' use only by JPMorgan Asset Management (Canada) Inc., which is a registered Portfolio Manager and Exempt Market Dealer in all Canadian provinces and territories except the Yukon and is also registered as an Investment Fund Manager in British Columbia, Ontario, Quebec and Newfoundland and Labrador.

For materials distributed to wholesale clients in Australia, please note the following: Pursuant to ASIC Class Order 03/1102 and ASIC Class Order 03/1103 applicable to JPMorgan Asset Management (Singapore) Limited ("JPMAMSL") and JPMorgan Funds (Asia) Limited ("JPMFAL") respectively, JPMAMSL and JPMFAL are exempt from the requirement to hold an Australian financial services licence under the Corporations Act 2001 (Cth) (Corporations Act) in respect of the financial services provided by JPMAMSL or JPMFAL in Australia to wholesale clients. A copy of which may be obtained at the website of the Australian Securities and Investments Commission www.asic.gov.au. The class order exempts JPMAMSL and JPMFAL respectively from the need to hold an AFSL for financial services provided to Australian wholesale clients on certain conditions. Please note that JPMAMS is regulated by the Monetary Authority of Singapore (MAS) under the laws of Singapore, which differ from Australian laws. Similarly, JPMFAL is regulated by the Hong Kong Securities and Futures Commission (SFC) under the laws of Hong Kong, which also differ from Australian laws.

Copyright 2019 JPMorgan Chase & Co. All rights reserved.

LV-JPM27909-LUX_1Q19 | 0903c02a81454301